

WONDER®

CELEBRATE

All Ages (3-12)

Winter 2021-22



Reproducible Kids' Book

SCOPE AND SEQUENCE FALL 2021–SUMMER 2022



Fall 2021	Winter 2021–22	Spring 2022	Summer 2022
UNIT 1: RECONCILIATION	UNIT 1: ADVENT	UNIT 1: LENT	UNIT 1: SPIRIT
Joseph and His Brothers Genesis 37	Mary's Good News Luke 1:26-38	Ten Men with Skin Disease Luke 17:11-19	Pentecost Acts 2:1-41
Joseph in Egypt Genesis 39:20–40:23	Mary and Elizabeth Luke 1:39-66	A Blind Man Is Healed Luke 18:35-43	Philip and the Ethiopian Acts 8:26-40
Joseph Saves the Day Genesis 41:1-57	Jesus' Birth Luke 2:1-20	The Last Supper Matthew 26:17-35	Spiritual Gifts 1 Corinthians 12:1-11
Joseph and His Brothers Reunited Genesis 42:1–46:34	Simeon and Anna Luke 2:21-38	In the Garden Matthew 26:36-46	Fruit of the Spirit Galatians 5:22-23
UNIT 2: AWE	UNIT 2: JOURNEY	UNIT 2: HOLY WEEK	UNIT 2: PRAISE
The Baby in the Basket Exodus 1:8-14; 2:1-10	Jesus in the Temple Luke 2:41-52	Peter's Denial Matthew 26:69-75	David Dances 2 Samuel 6:12-19
God Speaks to Moses Exodus 3:1-22	Jesus' Baptism Luke 3:1-22	Palm Sunday John 12:12-19	Shout with Joy Psalm 100
Moses and the Pharaoh Exodus 5:1–13:9	Temptation in the Desert Luke 4:1-13	Easter John 20:1-18	Praise the Lord Psalm 150
Crossing the Sea Exodus 13:17–14:31	Jesus in the Synagogue Luke 4:14-30	Breakfast on the Beach John 21:1-19	Mary's Song Luke 1:46-55
Moses and Miriam Celebrate Exodus 15:1-21	Jesus Heals Luke 4:38-44		Salt and Light Matthew 5:13-16
UNIT 3: TRUST	UNIT 3: WONDER	UNIT 3: PROCLAIM	UNIT 3: SCRIPTURE
The Wilderness Exodus 15:22–17:7	The Five Friends Luke 5:17-26	Paul Is Changed Acts 9:1-20	Wise Writings Proverbs 6:6-8; 10:1; 17:17
The Ten Commandments Exodus 19:1–20:21	Healing the Man with the Withered Hand Luke 6:6-11	Paul Escapes with Help Acts 9:21-25	Everything Has a Season Ecclesiastes 3:1-8
A House for God Exodus 25:1–31:18; 35:4–40:38	A Servant Is Healed Luke 7:1-10	Paul and Timothy Acts 16:1-5; 2 Timothy 1:5-7	Paul Writes to the Corinthians 1 Corinthians 12:12-31
Elizabeth and Zechariah Luke 1:5-25	Jairus's Daughter Luke 8:40-42, 49-56	Paul and Silas in Prison Acts 16:16-40	Paul Writes to the Philippians Philippians 4:8-9, 13
		Shipwrecked Acts 27:1-44	

Table of Contents

UNIT 1: ADVENT

- 3 1. Mary's Good News
Reproducibles 1A–1G
- 10 2. Mary and Elizabeth
Reproducibles 2A–2G
- 17 3. Jesus' Birth
Reproducibles 3A–3G
- 24 4. Simeon and Anna
Reproducibles 4A–4G

UNIT 2: JOURNEY

- 31 5. Jesus in the Temple
Reproducibles 5A–5G
- 38 6. Jesus' Baptism
Reproducibles 6A–6G
- 45 7. Temptation in the Desert
Reproducibles 7A–7G
- 52 8. Jesus in the Synagogue
Reproducibles 8A–8G
- 59 9. Jesus Heals
Reproducibles 9A–9G

UNIT 3: WONDER

- 66 10. The Five Friends
Reproducibles 10A–10G
- 73 11. Healing the Man with the
Withered Hand
Reproducibles 11A–11G
- 80 12. A Servant Is Healed
Reproducibles 12A–12G
- 87 13. Jairus's Daughter
Reproducibles 13A–13G
- 94 Answer Key

**CELEBRATE
WONDER**[®]

Find all kinds of cool stuff
at our website. Just go to:
www.cokesburykids.com

Here's How the Reproducible Kids' Book Works


CELEBRATE WONDER ALL AGES resources are designed for children ages 3–12 to learn together. The Leader Guide includes suggestions for both group activities and individual activities. Some of the activities use reproducible sheets from this book.

Reproducible sheets are labeled at the top. Choose the activities that will work best for your group. Simply tear out the sheets you want to use; they are perforated in the center. Then photocopy the sheets you need for each child.

Each reproducible sheet is clearly numbered for easy identification. For each session, there are seven sheets, numbered with the session number and the letters A–E. The additional two-page Take-Home (F–G) sends the Bible story and spiritual practice to share with parents.

The pages are perforated on the inside edge to make it easy to remove for photocopying.

The session number is listed at the bottom of the page.

Title	Type of Activity
5A	Type of Activity
Jesus in the Temple – Dot-to-Dot and Coloring Page	
When Jesus was a boy, his family went to the temple. But when it was time to go home, Mary and Joseph couldn't find Jesus! Can you find him on the page? Connect the dots and color Jesus. Then color the rest of the page.	
	
Session 5 Winter 2021–22 Art: Tatevik Avakyan/Deborah Wolfe	
31 www.cokesburykids.com Celebrate Wonder All Ages © 2021 Abingdon Press	

1A

Mary's Good News – Coloring Page

Mary lived in the town of Nazareth. One day an angel appeared to Mary! Mary was afraid. "Don't be afraid, Mary. God is pleased with you. What I have to tell you is good news. With God's help, you will be the mother of a little boy!"



1B

Advent Calendar – Puzzle

Alternate coloring the days either red or green on the Advent calendar as you count down to Christmas. For December 25, color the numbers both red and green.

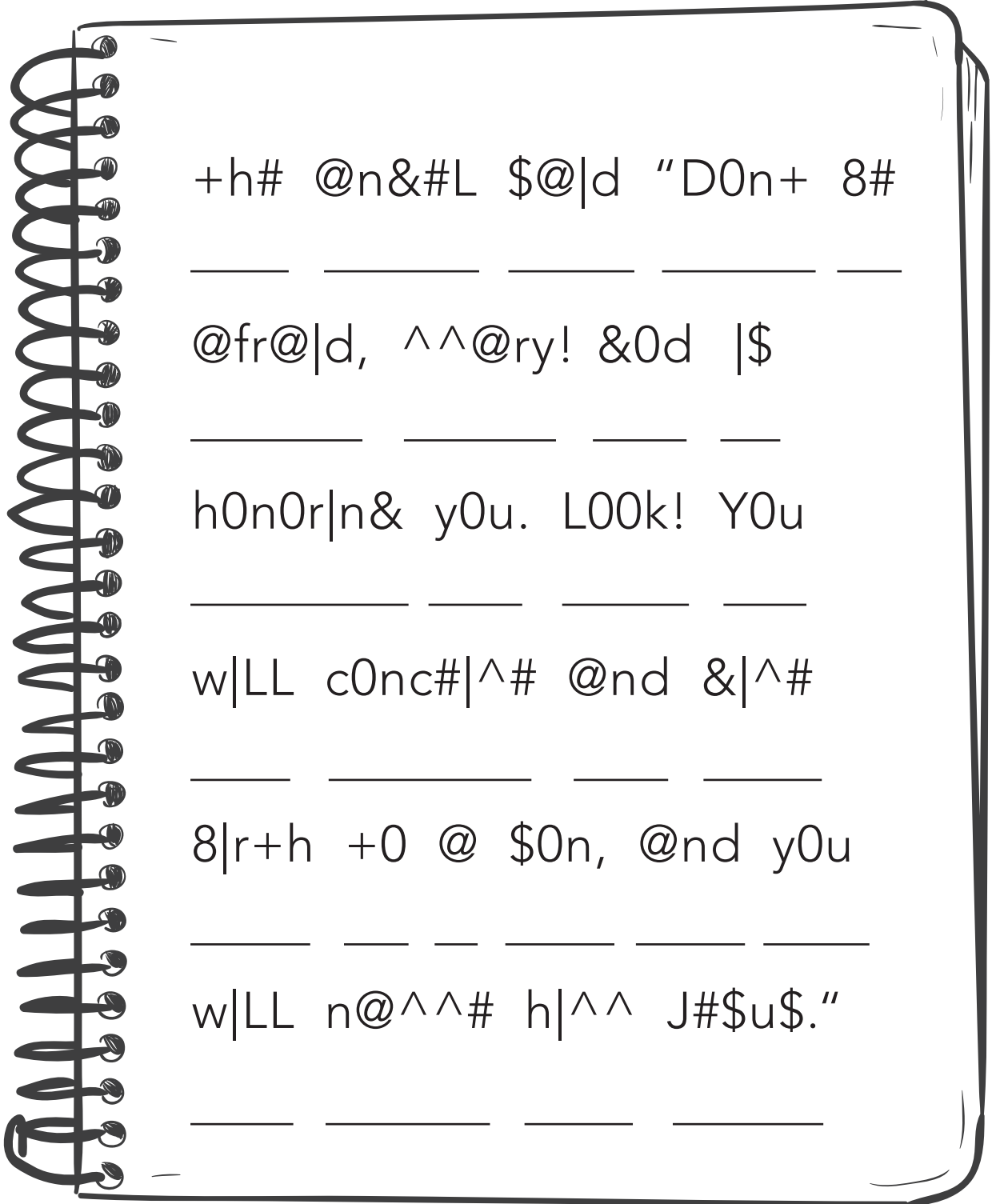
The image shows a 5x5 grid representing an advent calendar. The days are numbered 1 through 25. The grid is decorated with various Christmas-themed illustrations: a sock in the top-left corner, holly leaves in the top-right corner, shepherds with a sheep in the cell for day 6, a baby in a manger in the cell for day 13, a shepherd with sheep in the cell for day 20, holly leaves in the bottom-left corner, and a sock in the bottom-right corner. A speech bubble in the bottom-right corner contains the text "MERRY CHRISTMAS".

1	2	3	4	5
6	7	8	9	10
11	12	13	14	15
16	17	18	19	20
21	22	23	24	25

1C

What's the Word? – Puzzle

The message below comes from today's Bible story. But what does it say? Some of the letters are correct. Other letters have been switched out with symbols or numbers that resemble the missing letters. Try to figure it out. But if you get stuck, look for the answer in Luke 1:30-31 in a *Common English Bible*.



1D

Christmas Thoughts – Advent Activity

For this activity, photocopy the cards below onto red or green card stock. Make a photocopy of page 1E onto red or green card stock too. Cut all the cards apart and use a hole punch to make a hole where you see indicated on each card. Thread a piece of ribbon through each hole and place the cards in a large jar. (Continued on 1E.)

<p>○</p> <p>Who will you see this Christmas that lives far away?</p>	<p>○</p> <p>Tell us your favorite Christmas song!</p>	<p>○</p> <p>Where was Jesus born?</p>
<p>○</p> <p>How many days are left until Christmas?</p>	<p>○</p> <p>Who is the Savior God sent into the world?</p>	<p>○</p> <p>Why did God send a Savior to be born?</p>

1E

Christmas Thoughts (continued) – Advent Activity

After you cut out the cards (1D and 1E), put a ribbon through each hole, and place them in a jar. Place the jar next to a Christmas tree in your classroom. If you don't have a Christmas tree, that's okay. Follow the directions as outlined in the Leader Guide.

<p>○</p> <p>Tell us the best gift you received last year.</p>	<p>○</p> <p>Tell us the best give you GAVE last year.</p>	<p>○</p> <p>When will you celebrate Christmas with your family?</p>
<p>○</p> <p>Where will you celebrate Christmas with your family?</p>	<p>○</p> <p>Do your best impression of a Christmas tree.</p>	<p>○</p> <p>Pretend to make a snow angel.</p>

1F

Mary's Good News – Luke 1:26-38

Mary was a young woman. She lived in the town of Nazareth.

Mary was going to marry a builder named Joseph.

One day an angel appeared to Mary! Mary was afraid. Why would an angel appear to her?

The angel's name was Gabriel. Gabriel was sent with an important message for Mary.

"Don't be afraid, Mary. God is pleased with you. What I have to tell you is good news.

"With God's help, you will be the mother of a little boy!

"You will name the boy Jesus. He is God's own Son. He will grow up to show everyone God's love."

Mary wondered at this message. She was surprised. She may have been afraid.

But Mary's heart was also filled with joy. "I am God's servant," Mary said.

"I will do what God asks me to do."



Family Spiritual Practice

Bible Passage: Luke 1:26-38

Wonder: After reading the Bible story from the Bible or from the *Celebrate Wonder Bible Storybook*, wonder together. **Ask:** What brings you joy?

Do: This is the second week of Advent. Light two candles and pray together.

Pray: Dear God, we wait in wonder for the coming of Christ. Amen.

1G

Waiting in Hope

God promised the Jewish people that a Messiah would come. The people had hope in God's promise. This means they had faith that the future would be better. Today we wait in hope for Christmas. What are you hoping for? Draw or write about it below.



2A

Mary and Elizabeth – Coloring Page


Mary was going to have a baby! Mary wanted to share her good news. She went to find Elizabeth, one of her relatives. Mary told Elizabeth about the good news.



2B

What's Wrong? – Coloring Page

Mary was going to have a baby! Mary wanted to share her good news with her relative, Elizabeth. But 10 things are wrong in the picture. Can you find them?



2C

How Did They Feel? – Puzzle

Mary and Elizabeth were going to have babies! Complete the words below to find related words for how they might have felt. Then, copy the circled letters onto the blanks at the bottom of the page to discover a bonus word.

○ T U N N E D

○ N E X _ _ E C T E _ _

W _ _ N D E ○

E _ _ E - O ○ E N E R

○ E V _ _ L A T I _ _ N

_ S T O N ○ S H E D

○ H O C K E D

A M _ _ Z ○ D

2D

Verse Out of Order – Activity

The words of this month's Bible verse can be found in the boxes below. But the words are in the wrong order! Cut the boxes apart and use Luke 2:11 in a *Common English Bible* to find the correct order. Paste the boxes down on a separate sheet of colored paper or card stock.

Christ	Your	born	
in	David's	savior	
is	today	is	the
Lord.	city.	Luke 2:11 (CEB)	
He			

BONUS: You may choose to make a photocopy of these cards onto card stock. Cut the boxes apart and laminate the cards. Use the cards to learn the Bible verse this month!

Cocoa Recipes – Cooking Activity

This week use the recipes below to make jars of hot cocoa mix to give as a gift. Follow the directions provided in the Leader Guide.

<p>Recipe 1</p> <p>Milk Chocolate Cocoa Mix Chocolate chips Miniature Marshmallows</p>	<p>Recipe 2</p> <p>Milk Chocolate Cocoa Mix Mint Chocolate Chips Miniature Marshmallows</p>
<p>Recipe 3</p> <p>White Chocolate Cocoa Mix White Chocolate Chips Miniature Marshmallows</p>	<p>Recipe 4</p> <p>White Chocolate Cocoa Mix Mint Chocolate Chips Miniature Marshmallows</p>
<p>Recipe 5</p> <p>Milk Chocolate Cocoa Mix Caramels and Sea Salt Miniature Marshmallows</p>	<p>Recipe 6</p> <p>Milk Chocolate Cocoa Mix Peppermint Candies Miniature Marshmallows</p>
<p>Recipe 7</p> <p>Milk Chocolate Cocoa Mix Gingerbread Spice Miniature Marshmallows</p>	<p>Recipe 8</p> <p>White Chocolate Cocoa Mix Peanut Butter Chips Miniature Marshmallows</p>

2F

Mary and Elizabeth – Luke 1:39-66

An angel named Gabriel brought Mary some good news.

She was going to be the mother of God's own Son.

Mary was going to name her baby Jesus. Jesus would grow up to show everyone God's love.

Mary wanted to share her good news. She went to find Elizabeth, one of her relatives. Mary told Elizabeth about the good news.

Elizabeth was excited! Elizabeth and her husband, Zechariah, had also gotten strange but wonderful news.

They were going to have a baby too! Even though Elizabeth was quite old, she was going to be a mother.

Elizabeth said, "As soon as I heard your good news, my baby leaped for joy!"

Both Mary and Elizabeth were filled with joy. They were going to be mothers.

Their babies would grow up to be Jesus and John the Baptist.

Mary began to sing for joy: "With all my heart, I praise God! God has shown me kindness.

"From now on, everyone will call me blessed. God has done great things! God's name is holy!"



Family Spiritual Practice

Bible Passage: Luke 1:39-66

Wonder: After reading the Bible story from the Bible or from the *Celebrate Wonder Bible Storybook*, wonder together. **Ask:** Who do you tell your joys to?

Do: This is the third week of Advent. Light three candles and pray together.

Pray: Dear God, we wait in wonder for the coming of Christ. Amen.

2G

Presents Versus Presence

Leading up to Christmas, we talk a lot about presentS—gifts we will get and give. But this time also prepares us for the presenCE of God as baby Jesus. Draw a picture of baby Jesus while you spend some time praying to and being with God.



3A

Jesus' Birth – Coloring Page


When Mary and Joseph got to Bethlehem, the town was crowded with people. Mary and Joseph had to find a quiet place for Jesus to be born. Color the picture.



3B

Shepherds' Maze – Puzzle


Help the shepherds find their way to meet baby Jesus. Then color the picture.



3C

Nativity Crossword – Puzzle

Today's Bible story tells us about Jesus being born. Solve the crossword puzzle below using the clues on the page.




Across

- 3. The mother of Jesus
- 4. When many people are counted
- 6. Word for a newborn
- 7. Mary's husband

Down

- 1. They care for sheep
- 2. Book of the Bible we are learning from this week
- 5. Place where Jesus was born
- 7. The one lying in a manger



3F

Jesus' Birth – Luke 2:1-20

Caesar Augustus was the most powerful ruler. He was the emperor of the Roman Empire.

People living in Judea, like Mary and Joseph, were told to go to their hometowns. The emperor wanted to count everyone who lived in the empire.

Joseph was from Bethlehem, so he and Mary traveled there to be counted. Mary was going to have her baby very soon. The trip was long, and Mary and Joseph had to walk the whole way!

When Mary and Joseph got to Bethlehem, the whole town was crowded with people. With so many family members in town to be counted, Mary and Joseph had to find a quiet place for Jesus to be born. That night, Jesus came into the world!

Mary looked at her baby and was filled with joy. She took Jesus and wrapped him in cloth. She laid him in a manger, a feeding trough used for animals.

God was pleased to send Jesus to be born. God was pleased to make Mary and Joseph the parents of God's own Son!

In the fields outside Bethlehem, some shepherds were watching over their sheep. Angels appeared, praising God!



An angel told the shepherds to go and find a baby sleeping in a manger. The baby was God's own Son.

The shepherds hurried off to see for themselves.

They found the baby, Mary, and Joseph. They were amazed! They left the baby and went to tell everyone they knew about the special baby, Jesus, God's Son.

Family Spiritual Practice

Bible Passage: Luke 2:1-20

Wonder: After reading the Bible story from the Bible or from the *Celebrate Wonder Bible Storybook*, wonder together. **Ask:** What is your favorite part of the story?


Do: This is the fourth week of Advent. Light four candles and pray together.

Pray: Dear God, we wait in wonder for the coming of Christ. Amen.

3G

Joy

Jesus is born! What a joy! What brings you joy? Draw it here.



4A

Simeon and Anna – Coloring Page


When Simeon and Anna saw Mary's baby, they knew Jesus was the Savior they had been waiting to see. Color the picture.



4B

Hidden Pictures – Puzzle

When Simeon and Anna saw Mary's baby, they knew Jesus was the Savior they had been waiting to find. Find ten hidden winter items in the picture. Then color the page.



4C

Hidden Bible Verse – Puzzle

Simeon and Anna saw Mary's baby. They knew Jesus was the Savior they had been waiting to find. Look up Luke 2:11 (CEB) to find the words of the Bible verse hidden on the page. Write the verse in the space below. Then color the picture.



4D

Waiting Games – Home Activity

Take this page home. Invite an adult who cares for you to take pictures of the boxes below on their phone. Sometime when you find yourself waiting, ask the adult who saved the pictures on their phone to play one of the games described below.

Guess what's in my purse or wallet.
List as many items as you can think of. Did you guess any of the items?

Next, choose three items from my purse or wallet and invent a story that involves those three items.

What's missing?
Let's take out a number of items from my purse or wallet. Now, memorize the items. Next, close your eyes and count to ten. I will take away one item.

After opening your eyes, can you tell what item is missing? What is missing?

This game is played in a waiting room with magazines. Look for the following items in the magazines:

Something purple

A furry animal

The letter Q

Someone smiling

A car or truck

Something good to eat

Let's play "Mirror, Mirror." We will begin by facing each other. You should move your face, slowly at first. I will try to match the way you move your face!

Then we'll switch. I will move my face, and you try to match my movements.

I will name a category. Then you should name as many things in that category as you can think of. Here are some categories to get started:

Animals

Vehicles

Food

Colors

Movies or Shows

Take a coin. Try to drop it so it lands on your shoe.

Spin a coin on its edge. How long can you get it to spin?

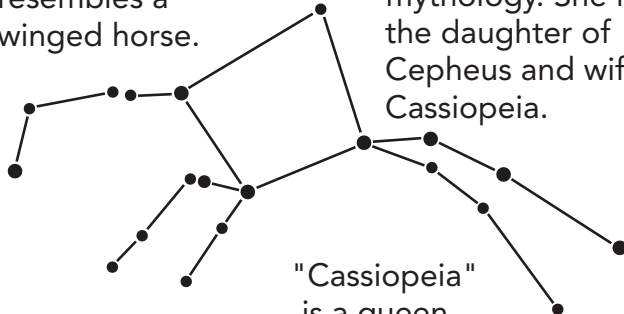
Flip a coin in the air using your thumb and index finger. Try to catch it!

December Stars and Constellations – Home Activity

Stars move across the sky and change each season. Constellations and asterisms are star pictures made from groupings of stars. Begin by facing South. Star pictures at the bottom of the page will be easier to see by facing North.

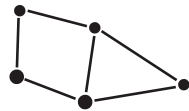
SOUTH

"Pegasus"
This constellation resembles a winged horse.



"Andromeda" represents a woman from Greek mythology. She is the daughter of Cepheus and wife Cassiopeia.

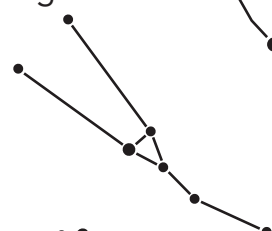
"Cassiopeia" is a queen in Greek mythology.



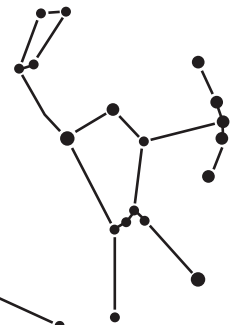
"Cepheus" is a king in Greek mythology.



"Taurus" is a bull with long horns.



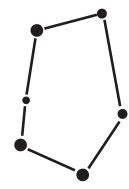
"Orion" is a warrior and easy to spot by three bright stars on his belt.



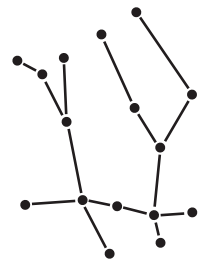
"Perseus" is a hero in Greek mythology.



"Auriga" is a man on a chariot. But it looks more like a chicken nugget!



"Gemini" look like twins in the sky.



"Cygnus" represents a swan.



"Little Dipper" The Little Dipper is a star picture and part of the constellation Ursa Minor. The star at the end of the "handle" is the North Star.



The star pictures on the left side of the page will appear earlier in the night. The star pictures on the right will appear later as the night goes on.

4F

Simeon and Anna – Luke 2:21-38

It was a special day.

Baby Jesus was brought to the temple to be dedicated to God.

Joseph and Mary bundled him up and brought him to the temple.

That day, Simeon was in the temple courts too. Simeon loved God.

He had waited his whole life for God's Savior to be born.

God had promised Simeon that he wouldn't die until he had seen the Savior's birth.

When Simeon saw Joseph, Mary, and baby Jesus, he walked over to them.

"May I hold your baby?" Simeon asked.

As Simeon held baby Jesus in his arms, he realized that God's promise had been kept.

The baby whom Simeon held in his arms was the Savior he had been waiting to see!

An old woman named Anna was there as well. Anna never left the temple.

She worshipped God both day and night.

When she saw baby Jesus, she realized that baby Jesus was God's Savior! She proclaimed for all to hear, "This is the promised Savior!"



Family Spiritual Practice

Bible Passage: Luke 2:21-38













Wonder: After reading the Bible story from the Bible or from the *Celebrate Wonder Bible Storybook*, wonder together. **Ask:** How do you think Mary and Joseph felt?

Do: We are in the season of Christmas. Do something to celebrate the holiday with a neighbor. This could be an act of service, quality time, or giving a gift.

Pray: Dear God, we waited in wonder for the coming of Christ, and he came! Amen.

12-Days-of-Christmas Activity Calendar

Use this activity calendar to count down the days of Christmas.

<p>December 25</p>  <p>Merry Christmas! Wish a neighbor a happy holiday.</p>	<p>December 26</p>  <p>Go outside today and thank God for the birds you see.</p>	<p>December 27</p>  <p>Say a special prayer for one of the meals you eat today.</p>
<p>December 28</p>  <p>Call a relative and ask them how they are celebrating Christmas.</p>	<p>December 29</p>  <p>Read a story with your family.</p>	<p>December 30</p>  <p>Watch a favorite movie with your siblings.</p>
<p>December 31</p>  <p>Take a walk through your neighborhood and pray for your neighbors along the way.</p>	<p>January 1</p>  <p>Volunteer at a local organization together.</p>	<p>January 2</p>  <p>Make dinner together as a family.</p>
<p>January 3</p>  <p>Have a family game night.</p>	<p>January 4</p>  <p>Turn on your favorite song and dance.</p>	<p>January 5</p>  <p>Build a living room fort and read the Christmas story together (Luke 2:1-20).</p>

Jesus in the Temple – Dot-to-Dot and Coloring Page


When Jesus was a boy, his family went to the temple. But when it was time to go home, Mary and Joseph couldn't find Jesus! Can you find him on the page? Connect the dots and color Jesus. Then color the rest of the page.



5B

Solve the Code – Puzzle

Today, your class will have fun doing a treasure hunt. Your job will be to find Jesus hidden in your church building. To begin, find the coded message below. You will need to create the code. Take a sheet of paper and write out the alphabet. Then put numbers next to the letters following this pattern: A = 26, B = 25 . . . Y = 2, Z = 1.



26 - 8 - 16 2 - 12 - 6 - 9

7 - 22 - 26 - 24 - 19 - 22 - 9

21 - 12 - 9 24 - 15 - 6 - 22

12 - 13 - 22

5C

Finding Jesus Treasure Hunt – Puzzle

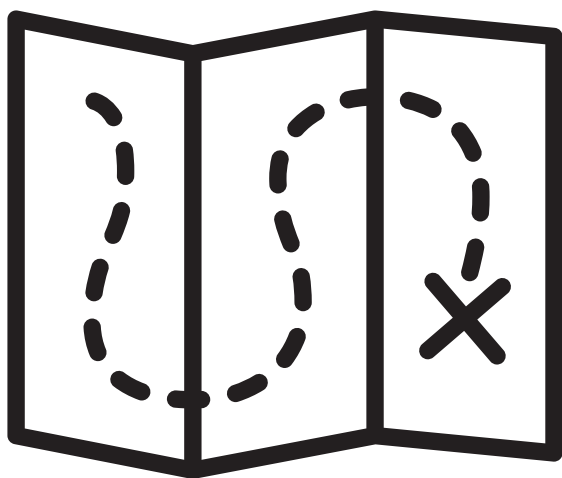
This week your class will go on a treasure hunt to find Jesus. Read the information below. As an older member of the class, your job will be to help the whole class put a series of puzzles and codes together to find where Jesus is hidden in your church.

Story Background

Every year Jesus went to the temple with his parents to celebrate Passover. When Jesus was twelve, Jesus and his family made the trip to the temple as they did each year. But when it was time to return home to Nazareth, Mary and Joseph couldn't find Jesus! Jesus' parents began looking for him all over. Where could he be?

Three days went by. Finally, Mary and Joseph found him! He was in the temple talking to the leaders and teachers about God! Jesus understood a lot about God and God's law. The leaders in the temple were amazed. Mary said, "Why have you done this to us?"

Jesus said, "Didn't you know that I had to be in my Father's house?" Jesus understood that God was his Father. Jesus returned home with Mary and Joseph. Jesus continued to grow and become wise. He grew to become a man. God was pleased with Jesus.



The Treasure Hunt

To begin the treasure hunt, bring the class together. Explain that your class will be searching for Jesus somewhere in the church building today.

The preschoolers may have colored a picture of today's Bible story. Look at the pictures with the rest of the class. Tell the Bible story to the class using the information you read on this page.

Finally, have the younger elementary kids share the message that they decoded (from 5B). Follow the directions given in the decoded message.

5D

Color the Bible – Treasure Hunt

Color the Bible on this page. When you have finished coloring the Bible, your teacher will tell you what to do next to find a clue for your treasure hunt.



5E


Treasure Hunt Code – Treasure Hunt Activity

Later this month, we will learn that Jesus read a passage from the Bible in his hometown. Jesus went into the synagogue as he had many, many times before. The synagogue is where Jewish people came together to worship on the Sabbath day. Solve the code below. The answer will tell you the Bible passage that Jesus read in the synagogue. To solve the code, write the letters of the alphabet. Then assign each letter a number following this pattern: A = 26, B = 25 . . . Y = 2, and Z = 1. This is the same code used on page 5B.

18 - 8 - 26 - 18 - 26 - 19

8 - 18 - 3 - 7 - 2 12 - 13 - 22

What answer did you find in the coded message? Write it below.



Now, ask your teacher for Clue 2!

5F

Jesus in the Temple – Luke 2:41-52

Every year Jesus went to the temple with his parents to celebrate Passover.

When Jesus was twelve, his family made the trip to the temple as they did each year.

But when it was time to return home to Nazareth, Mary and Joseph couldn't find Jesus!

Jesus' parents began looking for him all over. Where could he be?

Three days went by. Finally, Mary and Joseph found him!

He was in the temple talking to the leaders and teachers about God! Jesus understood a lot about God and God's laws. Jesus asked the leaders really great questions about God.

The leaders in the temple were amazed.

Mary said, "Why have you done this to us?"

Jesus said, "Didn't you know that I had to be in my Father's house?" Jesus understood that God was his Father.

Jesus returned home with Mary and Joseph. Jesus continued to grow and become wise.

He grew to become a man. God was pleased with Jesus.



Family Spiritual Practice

Bible Passage: Luke 2:41-52

Wonder: After reading the Bible story from the Bible or from the *Celebrate Wonder Bible Storybook*, wonder together. **Ask:** What would you ask the leaders at our church?


Do: Together, take a prayer walk through your neighborhood. Pray for your neighbors as you walk.

Pray: Dear God, thank you for journeying with us as we grow in love. Amen.

5G

Questions of Faith


Jesus talked with the teachers of his faith. He told them what he thought about God, and he asked questions about his faith. If you could ask any question about God, church, the Bible, or your faith, what would you ask? Write your question below and then ask one of your adults what they think. You all may learn something new together.



6A

Jesus' Baptism – Coloring Page


One day Jesus came to the water to be baptized. As John baptized him, Jesus saw a dove come down from the sky. Then Jesus heard God's voice: "You are my Son! I love you dearly."



6B

Mindful Coloring – Coloring Page

In today's Bible story, Jesus was baptized by John the Baptist in the river. Color the waves below using colored pencils. Use only "cool" colors. Cool colors include shades of green, blue, and purple.



Baptism Fast Facts – Activity

Take turns reading from the information in the boxes on this page.

1

John was a man who baptized people in a river. John was saying, "Change your hearts and lives." The people who were coming to John felt bad about things they had done. Have you ever felt bad for something you've done? What did you do to feel better? By getting baptized, the people were telling God they were sorry.

**3**

John was baptizing people in the Jordan River. The Jordan River was an important place in the history of Israel. First, Joshua led the people of Israel across the Jordan River on dry ground (Joshua 3). Then the prophets Elijah and Elisha crossed the river on dry ground many years later (2 Kings 2). By baptizing in the Jordan, John was reminding the people of God's saving activities in the past.

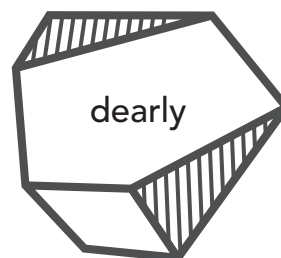
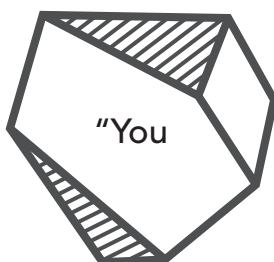

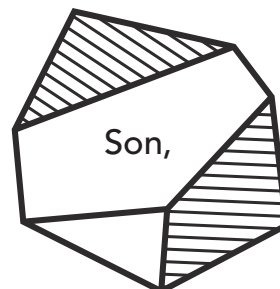
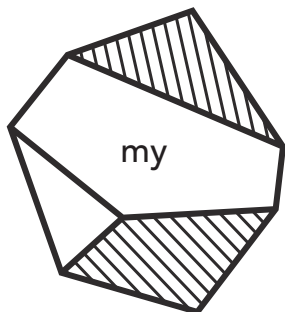
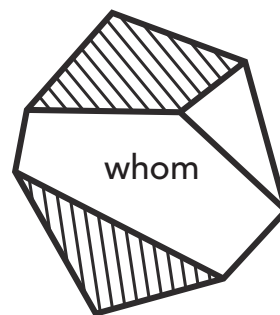
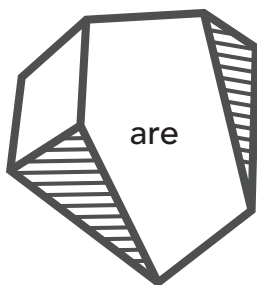
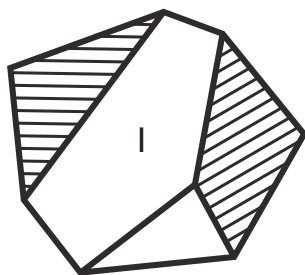
2

The Bible tells us that John wore clothes made of camel hair and had a leather belt around his waist. He ate locusts and wild honey. John spent time in the wilderness baptizing and preaching about God's kingdom. John's dress and the things he did reminded people of prophets from the Old Testament. John helped people prepare for the coming of God's Savior.

6E

Bible Verse Stones – Bible Skills

Arrange the Bible verse in order.



Jesus' Baptism – Luke 3:1-22

John was known as the Baptizer.

Baptizing people was a way for people to feel close to God.

When people went into the river, it was a way of saying, "I want to change my life. I want to live how God wants me to live."

People came to John to be baptized.

They went into the water to be baptized. They felt God's love for them.

Some people wondered, "Could John be the Savior we've waited for?"

But John made it clear for them. He was not the Savior.

"When the Savior comes," John said, "he will baptize you with the Holy Spirit!"

One day Jesus came to the water to be baptized.

As John baptized him, Jesus saw a dove come down from the sky.

The dove was a sign of God's presence.

Then Jesus heard God's voice:

"You are my Son!" the voice said. "I love you dearly."



Family Spiritual Practice

Bible Passage: Luke 3:1-22

Wonder: After reading the Bible story from the Bible or from the *Celebrate Wonder Bible Storybook*, wonder together. **Ask:** What reminds you of God's presence?


Do: Together, take a prayer walk through your neighborhood. Pray for your neighbors as you walk.

Pray: Dear God, thank you for journeying with us as we grow in love. Amen.

6G

Dove Dot-to-Dot


When Jesus came out of the water, God said, "You are my Son ...in you I find happiness." and a dove appeared. Connect the dots and color the dove as you remember that you are a child of God, and you bring God happiness!



7A

Temptation in the Desert – Coloring Page

Jesus went into the wilderness to spend time with God. Jesus stayed in the wilderness for forty days. Color the picture.



7B

Temptation in the Desert – Maze

In today's Bible story, Jesus stays in the wilderness alone. Help Jesus walk through the wilderness. Find a path from the bottom of the page to the top.



7C

Fill in the Blanks – Puzzle

A summary of today's Bible story appears below, but some of the words are missing. Use context clues to put the words at the bottom of the page in the blanks.

It was almost time for Jesus to begin his ministry. Jesus was going to tell all the people about God's _____. To get ready, Jesus went into the _____ to spend time with God. Jesus stayed in the wilderness for _____ days. While Jesus was in the wilderness, the tempter came to him. The _____ tried to turn Jesus away from God and God's plan. The tempter knew Jesus was hungry. So, the tempter tried to get Jesus to turn stones into _____. But Jesus would not do it. Then the tempter took Jesus to the top of a mountain and offered him all the nations on _____. The tempter tried to get Jesus to _____ off the temple! But Jesus resisted the tempter and continued to spend time with God.

jump love earth tempter
bread forty wilderness

Make Bread – Intergenerational Activity

In today's Bible story, Jesus is tempted to turn the stones in the wilderness into bread. Jesus answers that humans don't live by bread alone but by the words from God. Let's work together to make some delicious bread to remember Jesus and his faith.

Recipe (Makes Two Loaves)


3 cups all purpose flour (divided)
 3 tablespoons of white sugar
 2¼ teaspoons rapid rise yeast
 1 cup of warm water
 3 tablespoons olive oil or vegetable oil
 1½ teaspoons salt

Other Supplies

Gallon-size resealable bags
 Mini loaf pans (two per group)
 Small towels (two per group)
 Access to an oven

How to Make the Bread

- Have one to two kids partner with an adult. Each group will work together to make two loaves of bread. Heat the oven to 375° F.
- In a resealable plastic bag, place one cup of flour, sugar, and yeast. Then add the warm water. The water should be 105°–110° F.
- Have the kids squeeze the air out of the bag. Then seal the bag.
- Next, squish the bag with your hands until the ingredients are mixed together.
- Let the bags rest for 10 minutes at room temperature. Bubbles will begin to form.
- Open the bag and add one cup of flour, oil, and salt.
- Seal the bag again. Squish until the ingredients are blended.
- Add the final cup of flour and continue mixing until well-blended.
- Remove the dough from the bag. Put the dough onto a lightly floured surface.
- Knead the dough for 5–10 minutes until smooth.
- Divide the dough in half. Place each half into a greased mini loaf pan.
- Cover the dough with a towel. Allow the dough to rise for about 30 minutes.
- Bake in a 375° oven for 25–30 minutes or until the bread is golden brown.
- Wait for the bread to cool and serve!



7E

Time Alone with God – Home Activity

In today's Bible story, Jesus spent time alone with God in the wilderness. Having times of quiet is a good thing to do each week. Times of quiet can actually be quite fun! Read the list of quiet activities below. Put a check mark next to the activities you'd like to try this week at home.

- Paint a picture. Sculpt with clay or dough. Draw or color on paper.
- Go for a walk around your yard or through the woods with a grown-up. Even if you are with someone, you can still be quiet and think about how God is with you.
- Play with a pet.
- Read a book in your room. You can read from a Bible storybook you like or another good book you enjoy.
- Write in a journal as you think about God.
- Look at a video of animals in nature. Look at a video of fish and sea life swimming in an aquarium. If you have a fish, you can watch your own fish swim around!
- Play with some quiet toys (toys with no batteries or that don't plug in).
- Play with building toys. Listen to an audiobook as you play, if you want.
- Listen to some music you enjoy.
- Take a nap!



7F

Temptation in the Desert – Luke 4:1-13

It was almost time for Jesus to begin his ministry.

Jesus was going to tell all the people about God's love. To get ready, Jesus went into the desert to spend time with God.

Jesus stayed in the desert for forty days.

While Jesus was in the desert, the tempter came to him. The tempter tried to turn Jesus away from God and God's plan.

The tempter knew Jesus was hungry. So, the tempter tried to get Jesus to turn stones into bread.

But Jesus would not do it.

Then the tempter took Jesus to the top of a mountain. "Look! You could be king of all the nations on earth if you will turn from God and worship me."

Jesus refused: "We should worship God only!"

Finally, the tempter tried to get Jesus to jump off the top of the temple. "You won't get hurt!" the tempter said.

"Do not test the Lord your God," Jesus said.

After he was tempted, Jesus was alone in the desert. Jesus waited for God to help him know what to do next.



Family Spiritual Practice

Bible Passage: Luke 4:1-13

Wonder: After reading the Bible story from the Bible or from the *Celebrate Wonder Bible Storybook*, wonder together. **Ask:** What keeps you from doing what God wants?


Do: Together, take a prayer walk through your neighborhood. Pray for your neighbors as you walk.

Pray: Dear God, thank you for journeying with us as we grow in love. Amen.

7G

The Struggle Is Real

Everyone struggles sometimes. When Jesus was struggling in the desert, he drew on his faith and Scripture. What helps you in hard times?



8A

Jesus in the Synagogue – Coloring Page

In today's Bible story, Jesus read from the Bible in his home synagogue. The synagogue is where Jesus worshipped God each week. Color the page.



8B

Find the Hidden Word – Puzzle

In today's Bible story, Jesus read from the Bible in his home synagogue. The synagogue is where Jesus worshipped God each week. Find the hidden letters that spell the word SYNAGOGUE on the page. Color the letters. Then color the rest of the page.



Reading Backwards – Puzzle

In today's Bible story, Jesus opened a scroll and read it out loud in his home synagogue (kind of like a church). The scroll would have had Hebrew words in it, and Hebrew is read right to left. The Scripture Jesus read is printed below, but it is written from right to left. Rewrite the words onto a separate sheet of paper so the Scripture can be read more easily.

,EM NOPU SI DROL EHT FO TIRIPS EHT
 .EM DETNIONA SAH DROL EHT ESUACEB
 SWEN DOOG HCAERP OT EM TNES SAH EH
 ESAELER MIALCORP OT ,ROOP EHT OT
 YREVOCER DNA SRENOSIRP EHT OT
 ETAREBIL OT ,DNILB EHT OT THGIS FO
 MIALCORP OT DNA ,DESSERPPPO EHT
 .ROVAF S'DROL EHT OF RAEY EHT

(BEC) 91-81:4 EKUL

8D

My Sunday Comic – Art

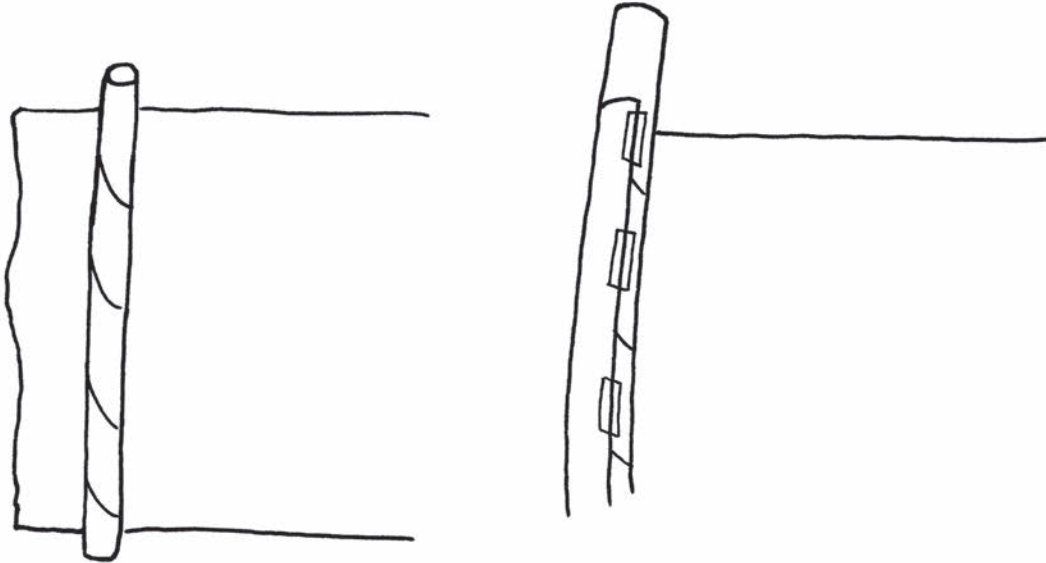
What do you do on Sundays? Write and draw a story about what you do on Sundays.

The comic strip template consists of seven panels arranged in a grid-like structure. The top panel is a single large rectangle. Below it, the layout is split into two columns: a wide panel on the left and a narrower panel on the right. The bottom section is divided into three panels: a wide panel on the left, a narrow panel on the right, and a final wide panel at the very bottom.

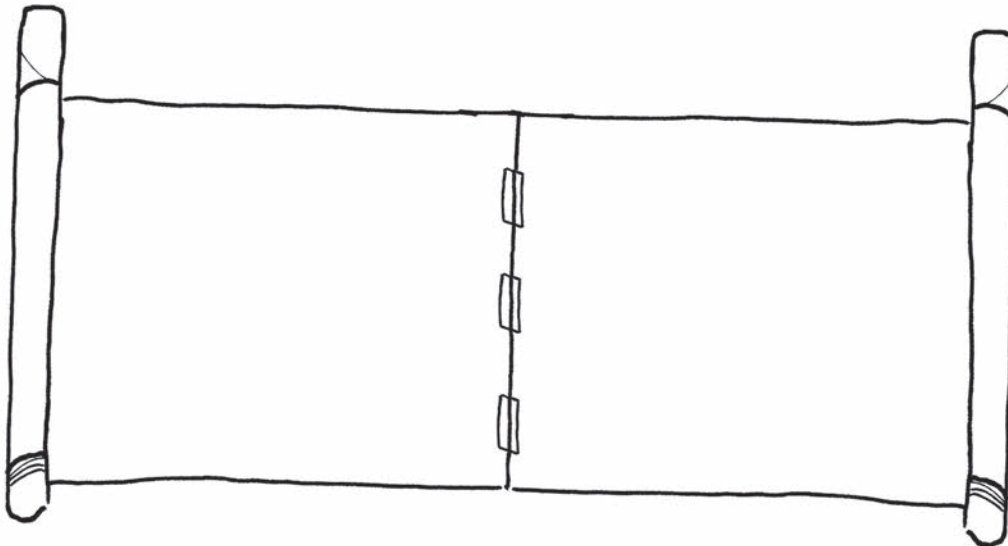
8E

Make a Scroll – Craft Directions

In Jesus' time, the Bible was written on scrolls. Scrolls were made from animal skins that were stitched together. Scribes wrote on the animal skins. Then the long, stitched pages were rolled up. Follow the directions below to make a scroll.



Take the pages you wrote the Bible passages on earlier. Lay them end-to-end and tape them all together. Then place a cardboard tube at one end of your taped pages. Tape the cardboard tube as you see in the illustration above.



Take another cardboard tube and tape it to the other end of your end-to-end pages. When you have finished taping, you can roll up your scroll.

Jesus in the Synagogue – Luke 4:14-30

Jesus was in the desert for forty days.

Jesus spent time with God and waited to understand what he should do next.

Then Jesus returned home to Nazareth. It was the day of worship, so Jesus went to the synagogue.

He was handed a scroll to read. The scroll was God's Word.

Jesus read, "God's Spirit is on me. God has chosen me to bring good news to the poor. Good news has come to those in prison, those who are blind, and those who are mistreated. God's blessing is here!"

Then Jesus looked at the people in the synagogue and said, "These words have come true today."

Everyone was amazed.

Jesus said that he would love and heal people, even people who were not Israelites.

The people did not like what Jesus said. They chased him toward a cliff!

But Jesus walked through the crowd and got away.



Family Spiritual Practice

Bible Passage: Luke 4:14-30

Wonder: After reading the Bible story from the Bible or from the *Celebrate Wonder Bible Storybook*, wonder together. **Ask:** Why do you think the people were amazed?


Do: Together, take a prayer walk through your neighborhood. Pray for your neighbors as you walk.

Pray: Dear God, thank you for journeying with us as we grow in love. Amen.

8G

Your Good News

Jesus stood up in his faith community and said the good news: He was here, and he would teach us how to love one another better. Each Sunday, your pastor says the good news when she or he preaches. If you were going to preach, what would you say? Write or draw it below.



Jesus Heals – Dot-to-Dot and Coloring Page

Peter's mother-in-law was sick. When Jesus saw her, he had compassion for her. Jesus healed Peter's mother-in-law! Connect the dots on the page and color the picture.



9B

Help a Friend – Art

Peter's mother-in-law was sick. Jesus had compassion and helped her. Draw a picture of a time when you had compassion and helped another.



Healing Word Search – Puzzle

Jesus traveled around teaching about God's kingdom and performing miracles. Many times, Jesus healed people who were ill. Find the words related to the healings Jesus performed during his ministry.







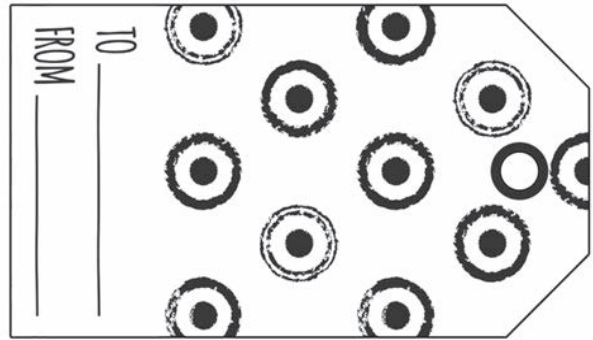

BLINDNESS
 DEAFNESS
 DEATH
 DROPSY
 FEVER
 HANDS



LEPROSY
 MUD AND SPIT
 PARALYSIS
 WITHERED HAND
 WORDS

Cheer Package Tags – Community Outreach

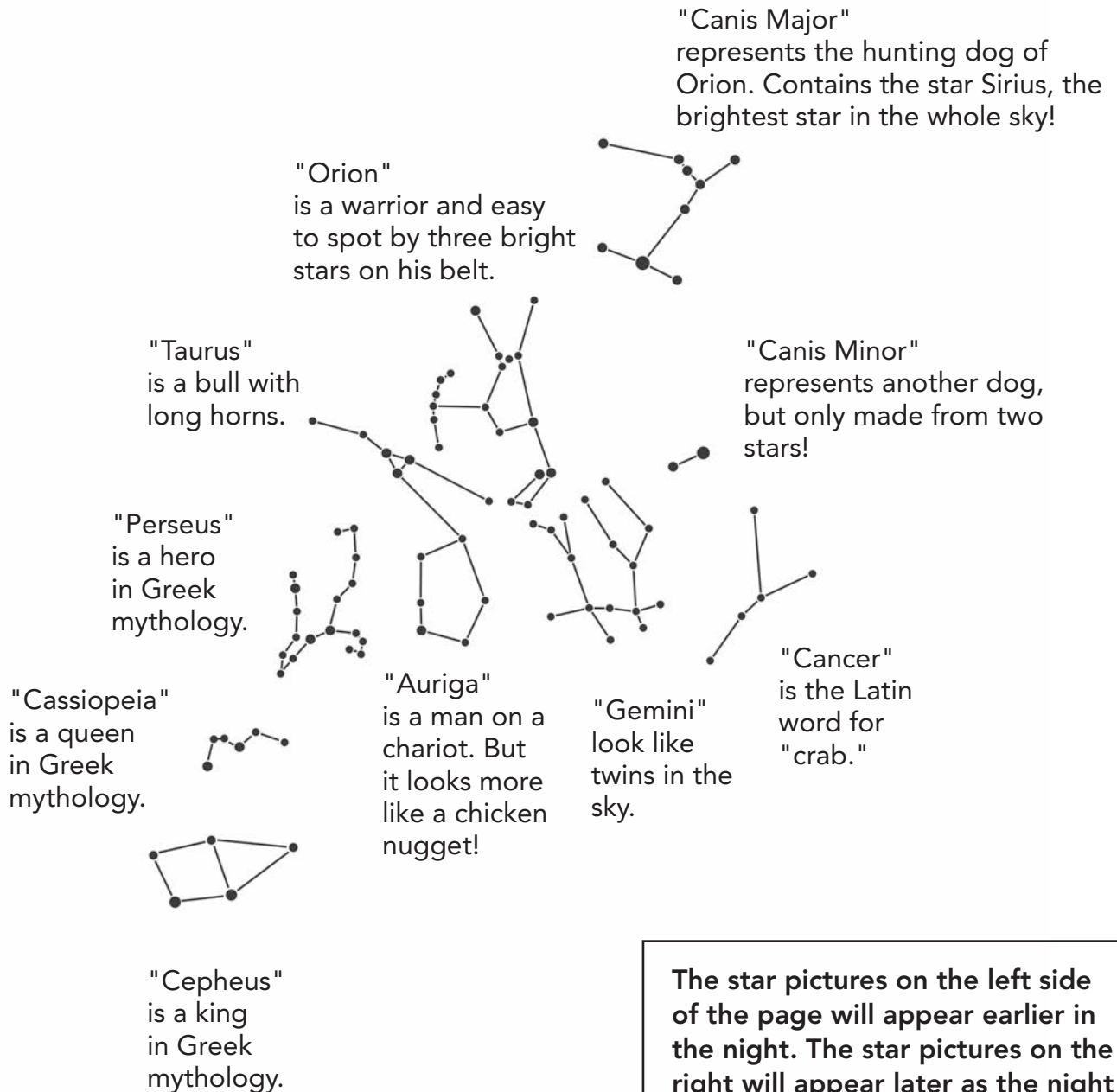
We're going to share joy with others—a great way to be compassionate and helpful! Color these tags, cut them out and attach to your cheer packages.



January Stars and Constellations – Home Activity

Stars move across the sky and change each season. Constellations and asterisms are star pictures made from groupings of stars. Begin by facing South. Star pictures at the bottom of the page will be easier to see by facing North.

SOUTH



The star pictures on the left side of the page will appear earlier in the night. The star pictures on the right will appear later as the night goes on.

Jesus Heals – Luke 4:38-44



Jesus left his hometown, Nazareth, and walked to Capernaum.

He was invited to come into the house of his friend, Peter.

But when Jesus came into the house, he discovered something sad.

Peter's mother-in-law was suffering from a high fever.

Jesus stood over her. Jesus was God's Son, so Jesus could heal people!

He told the fever to go away.

Everyone was amazed. When Jesus told the fever to go away, it did.

Peter's mother-in-law got up and began to serve her guests because she was grateful.

The sun began to set. Many people who were sick were brought to Jesus.

Jesus laid his hands on the people, and they were cured.

Jesus showed God's love for people.

Jesus showed everyone that he was God's Son and the Savior they had been waiting for.

Family Spiritual Practice

Bible Passage: Luke 4:38-44

Wonder: After reading the Bible story from the Bible or from the *Celebrate Wonder Bible Storybook*, wonder together. **Ask:** How do you think Peter felt in this story?


Do: Together, take a prayer walk through your neighborhood. Pray for your neighbors as you walk.

Pray: Dear God, thank you for journeying with us as we grow in love. Amen.

9G

Journey

Jesus journeyed to Jerusalem, the desert, Jericho, Nazareth, and Capernaum. Where have you journeyed? Draw a memory from one of your travels.



10A

The Five Friends – Coloring Page


Five friends came to see Jesus. One man could not walk. The house was crowded, so the man was lowered down through a hole in the roof! Color the picture.



10B

The Five Friends – Puzzle

The pictures from today's story are out of order. Color the pictures and cut them apart. Then use 10C to paste the pictures down in the right order.



10C

The Five Friends Story (continued from 10B)

The pictures from 10B were out of order. Read the clues and paste the pictures down in the right order.

Five friends came to see Jesus. One man could not walk, so his friends carried him on a mat.

When they got to the house where Jesus was, they found a big crowd gathered there.

The men cut a hole in the roof and lowered their friend down so that he could see Jesus.

Jesus healed the man! The man got up, rolled up his mat, and went to his own home. Everyone was amazed.

10D

True or False – Activity

Read the statements below related to today's Bible story. Some are true; some are false. Use Luke 5:17-26 (CEB) to mark which statements are true and which are false.

People came from every village to hear Jesus teach.	TRUE	FALSE
Some men brought a man lying on a mat.	TRUE	FALSE
The man on the mat could walk just fine.	TRUE	FALSE
The man's friends lowered him through a hole in the roof.	TRUE	FALSE
When Jesus first saw the man, he did not heal him but forgave him instead.	TRUE	FALSE
Jesus did not heal the man. He was not able to.	TRUE	FALSE
The man went back to his own home.	TRUE	FALSE
People said, "We've seen unimaginable things today."	TRUE	FALSE

10E

Fold-up Bible Verse

Color each box below a different color. Then cut on the solid black line. Finally, fold along the dotted lines. Listen for how this activity reminds us of today's Bible story.

All the people were beside themselves

with wonder. Filled with awe, they

glorified God, saying,

"We've seen unimaginable things today."

Luke 5:26 (Common English Bible)

10F

The Five Friends – Luke 5:17-26

Jesus was inside a house, teaching people about God.

Many people wanted to hear what Jesus had to say.

There were so many people in the house, there was no room for anyone else to come in! That's when five friends showed up.

The five friends knew Jesus could heal people. Four of the friends could walk just fine.

But the fifth friend could not. His friends were carrying him on a mat. They wanted to see if Jesus could heal the man.

They wanted their friend to be able to walk and move.

When the five men got to the house, they were shocked!

So many people! How would they get their friend into the house so Jesus could heal him? That's when they got an idea.

The friends went up to the roof of the house. They made a hole in the roof. Then they lowered the man on his mat down to where Jesus was.

Jesus forgave the man's sins. Jesus healed the man. He got right up, picked up his mat, and walked out of the house! Everyone was amazed.



Family Spiritual Practice

Bible Passage: Luke 5:17-26

Wonder: After reading the Bible story from the Bible or from the *Celebrate Wonder Bible Storybook*, wonder together. **Ask:** How can you help a friend this week?

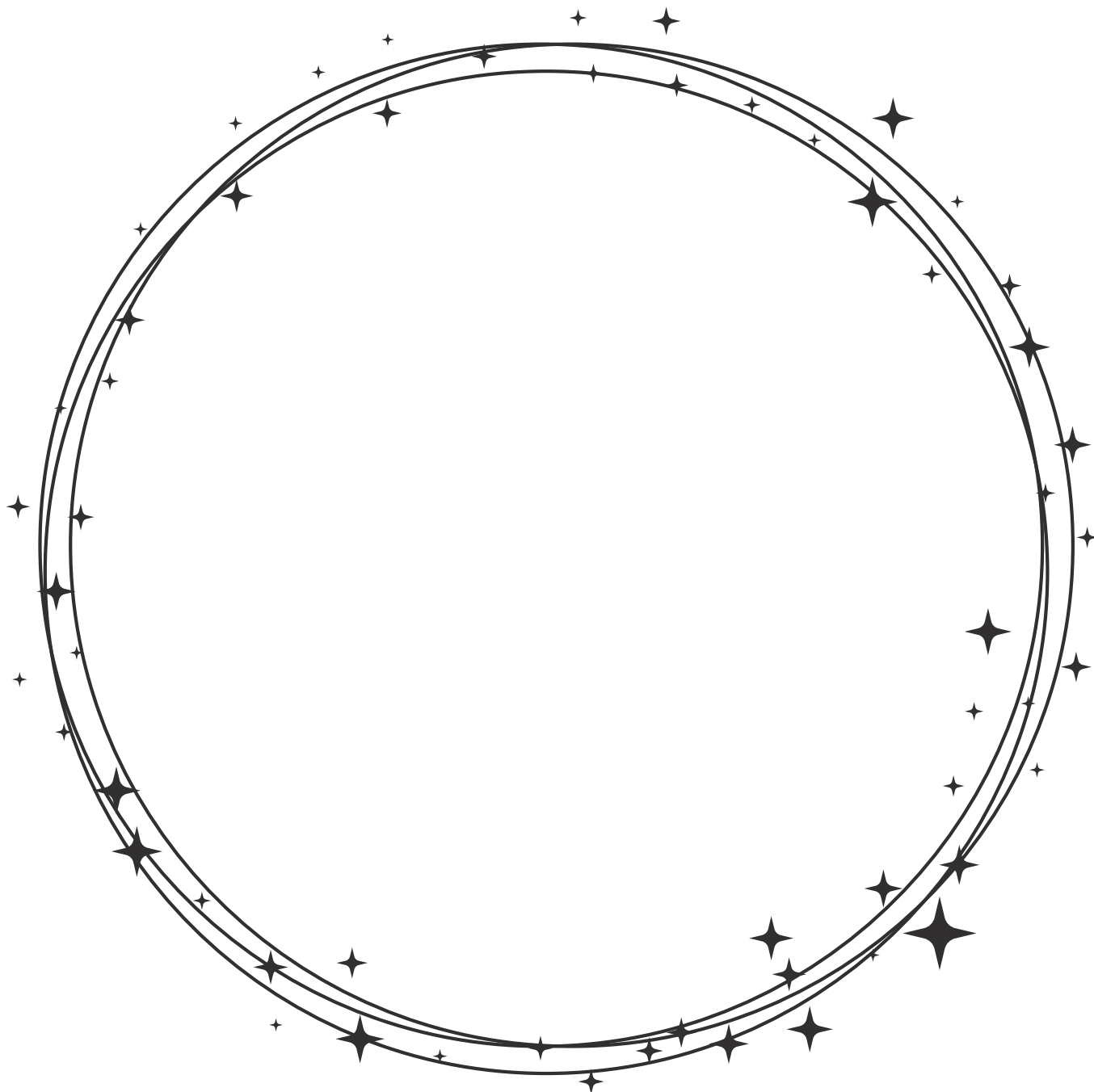
Do: We can pray for others. Make a list of people to pray for, and pray for them as a family each day.

Pray: Dear God, help us care for the people in our community. Amen.

10G

God's Dream

God has a dream for people. God dreams that we'd all be together, celebrating the things that make us alike and different. How can you help God's dream come true? Write or draw your plan below.



11A

Jesus Heals a Man's Hand – Coloring Page


Jesus went to the synagogue to teach people about God. Jesus healed a man with a hurt hand on the Sabbath day. Color the picture.



11B

Valentine's Day Card – Activity


Tomorrow is Valentine's Day. Make a Valentine's card for someone special. Cut out the card and color the design. Then fold the card and write a special note.



11C

Valentine's Pixel Art – Art


Use a piece of graph paper to re-create one or more of the Valentine images below. Use colored pencils to color in squares on the graph paper.



11D

A Healed Hand – Activity

Color the hand on the page. Write your name on the page. Then crumple up the paper and exchange it with a friend's crumpled paper. Flatten out the paper.



11E

February Bible Verse Cards – Activity

Cut the cards apart. Then use Luke 5:26 (CEB) to put the cards in the correct order.
Note: You may choose to laminate these cards and use them all this month.

were beside themselves	
they glorified God,	unimaginable things
Filled with awe,	
saying, "We've seen	
with wonder.	
All the people	
today." Luke 5:26 (CEB)	

11F

Healing the Man with the Withered Hand – Luke 6:6-11

Jesus went to the synagogue to teach people about God.

The synagogue was the place Jewish people would go to worship God.

It was the day of rest, and a lot of people were at the synagogue that day.

One of those people was a man whose hand was hurt.

Some of the leaders did not like Jesus. They wondered if Jesus would try to heal the man with the hurt hand.

Jewish people did not do any work on the day of rest. Was healing the same as doing work?

If Jesus healed the man, would he be breaking the law?

Jesus knew the leaders were watching.

He invited the man to stand up. "Is it against the law to do good on the Sabbath?" Jesus asked.

The Sabbath was the day of rest.

Jesus healed the man's hand. This made the leaders even angrier with Jesus.



Family Spiritual Practice

Bible Passage: Luke 6:6-11

Wonder: After reading the Bible story from the Bible or from the *Celebrate Wonder Bible Storybook*, wonder together. **Ask:** Why do you think they were angry with Jesus?



Do: We can pray for others. Make a list of people to pray for, and pray for them as a family each day.

Pray: Dear God, help us care for the people in our community. Amen.

11G

What's Missing?

Look at the patterns. What is missing? Draw the missing symbol. Then color the page.



12A

A Servant Is Healed – Coloring Page

Today's Bible story tells us about a commander in the Roman army. The commander had a servant who was sick. Jesus healed the servant! Color the picture.



12B

Matching Helmets – Puzzle

Today's Bible story tells us about a commander in the Roman army who was in charge of 100 soldiers. Draw a line between the matching helmets on the page.



12C

Ways to Make 100 – Activity

Today's Bible story tells us about a commander in the Roman army. He was in charge of 100 soldiers. On this page, there are some addition, subtraction, and multiplication problems. Fill in the blanks to make all of the answers equal 100.

$$\underline{50} + \underline{\quad} = 100$$

$$\underline{120} - \underline{\quad} = 100$$

$$\underline{\quad} + \underline{75} = 100$$

$$\underline{\quad} - \underline{50} = 100$$

$$\underline{\quad} + \underline{30} = 100$$

$$\underline{\quad} \times \underline{2} = 100$$

$$\underline{20} + \underline{\quad} = 100$$

$$\underline{\quad} \times \underline{4} = 100$$

$$\underline{\quad} + \underline{90} = 100$$

$$\underline{10} \times \underline{\quad} = 100$$

$$\underline{40} + \underline{\quad} = 100$$

$$\underline{20} \times \underline{\quad} = 100$$



The commander was called a "centurion." The word "centurion" is related to the number 100. Can you think of another word that is similar to "centurion" that also means 100? Here's a hint: What word means 100 years?

12E

A Centurion – Bonus Coloring Page

Today's Bible story tells us about a commander in the Roman army called a centurion. This means he was in charge of 100 soldiers. Color the picture.



12F

A Servant Is Healed – Luke 7:1-10

Jesus came to Capernaum. There was a centurion living there.

A centurion was the leader of an army. This military leader had a servant who had become very sick.

The servant was about to die from the illness.

When the centurion heard that Jesus was near, he hoped Jesus could heal the servant. The centurion asked some of the Jewish people for help.

The Jewish people wanted to help. The centurion was not Jewish, but he had helped the community and built their synagogue. When the Jewish people found Jesus, he went with them.

As Jesus came close to the centurion's house, some people came out and stopped him. "The centurion says not to trouble yourself. Just say the word and the servant will be healed!"

The centurion was in charge of many men in his army. When he gave a command, his soldiers listened.

The centurion knew all Jesus had to do was say the word.

Jesus was amazed! He had never seen faith like this, not even among the Jewish people!

The centurion's servant became well.



Family Spiritual Practice

Bible Passage: Luke 7:1-10

Wonder: After reading the Bible story from the Bible or from the *Celebrate Wonder Bible Storybook*, wonder together. **Ask:** Who can you stand up for this week?


Do: We can pray for others. Make a list of people to pray for, and pray for them as a family each day.

Pray: Dear God, help us care for the people in our community. Amen.

12G

Intercessory Prayer


Praying for others is one way we can help. Think of five people you can pray for this week. Write each name on a separate finger. Say a prayer for each person every day this week.



13A

Jairus's Daughter – Coloring Page

Jairus came to see Jesus. He had a twelve-year-old daughter who was sick and about to die. Jesus came to Jairus's house and healed the girl. Color the picture.



13B

Match the Pictures – Coloring Page

Match the stories we've been learning this month with the pictures on the page.

Jesus heals a centurion's servant.



Jesus raises a little girl from the dead.



Jesus heals a man who couldn't walk.



Jesus heals a man in the synagogue.



Art: Tatevik Avakyan/Deborah Wolfe, Mary Grace Corpus/
Gwen Walters, Ralph Voltz/Deborah Wolfe, Ltd.

Story Matching – Bible Knowledge

Read the shortened Bible stories from this month on the left. Then draw a line connecting each story to one of the titles below on the right.

"Your daughter is dead," someone said.
 Jesus said, "Don't be afraid; just believe."
 The crowd laughed at him.
 He took her by the hand. "My child, get up!"
 Her spirit returned; she stood up.
 Jesus told them to give her something to eat.
 Her parents were astonished!
 "Do not tell anyone what happened," Jesus said.


Jesus went to the house.
 But friends were sent: "Lord, don't be bothered.
 Just say the word and healing will come."
 When Jesus heard these words,
 he was impressed.
 He turned to the crowd.
 "Even in Israel, I haven't found faith like this."
 They found the servant restored to health.

Jesus entered.
 Right hand was withered.
 Pharisees were watching,
 Looking for a reason.
 Jesus knew their thoughts.
 Jesus said, "Is it legal on the Sabbath to do
 good or to do evil, to save life or to destroy it?"
 Then: "Stretch out your hand."
 The hand was made healthy.


Jesus was teaching,
 The power of the Lord was there.
 They carried him and placed him before Jesus.
 He saw their faith.
 Your sins are forgiven.




The Five Friends



The Man
with the
Withered Hand



A Servant
Is Healed



Jairus's
Daughter

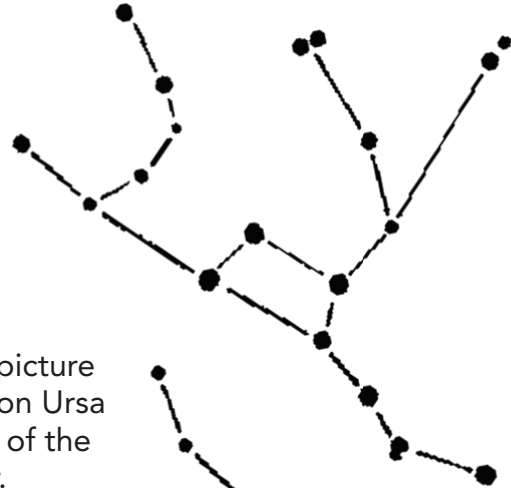
February Stars and Constellations – Home Activity

Stars in the sky change each season. But when you face North, you can see constellations and star pictures that are in the sky throughout the year. Face North and try to find these star pictures. Finding the Big Dipper is a good place to start.

NORTH

"Big Dipper"

The Big Dipper is a star picture and part of the constellation Ursa Major. Ursa Major is the Big Bear. This star picture is easy to find and helps you locate other stars in the sky.

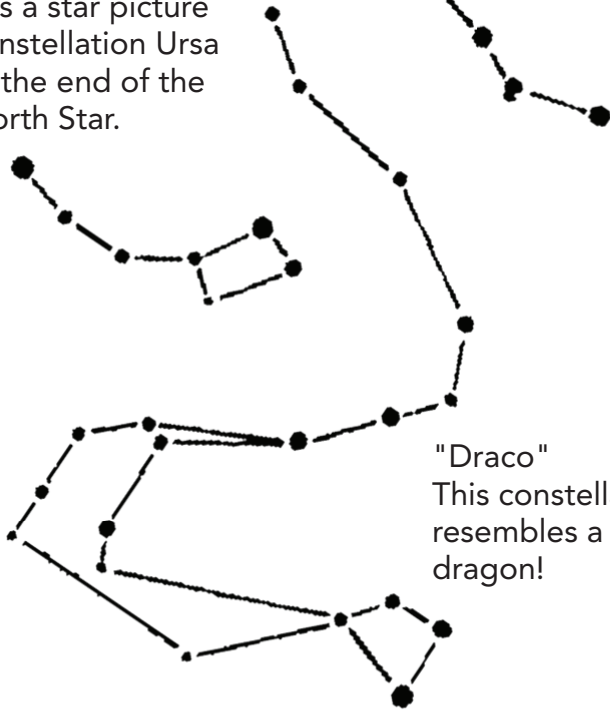


"Cassiopeia"
is a queen
in Greek
mythology.

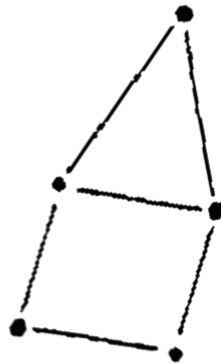


"Little Dipper"

The Little Dipper is a star picture and part of the constellation Ursa Minor. The star at the end of the "handle" is the North Star.



"Cepheus"
is a king
in Greek
mythology.



"Draco"

This constellation
resembles a big
dragon!

At this time of year, you will find the Big Dipper high in the northern sky after sunset. As the night goes on, the Big Dipper will move west.

Jairus's Daughter – Luke 8:40-42, 49-56

A man named Jairus came to see Jesus.

Jairus was a leader in the synagogue. He had a twelve-year-old daughter who was sick and about to die.

Jesus made his way to Jairus's house, but the crowds were all around him. Before Jesus got to the house, someone told Jairus not to bother.

The girl had already passed away.

But Jesus said, "Don't be afraid. Believe."


When they got to the house, people were inside crying loudly over the girl. Jesus said, "She is not dead. She is sleeping."

But the people there didn't believe Jesus. Jesus took the girl by the hand and said, "My child! Get up!" The girl stood up!

Jesus told the people to give the girl something to eat.

The girl's parents were amazed.

But Jesus did not want them to tell anyone else what had happened.



Family Spiritual Practice

Bible Passage: Luke 8:40-42, 49-56

Wonder: After reading the Bible story from the Bible or from the *Celebrate Wonder Bible Storybook*, wonder together. **Ask:** What do you think Jesus' friends felt?


Do: We can pray for others. Make a list of people to pray for, and pray for them as a family each day.

Pray: Dear God, help us care for the people in our community. Amen.

13G

Favorite Food

After Jairus's daughter was healed and woke up, Jesus told her parents to feed her. What is your favorite food? Draw it below.



Answer Key

5E

Treasure Hunt Code – Treasure Hunt Activity

Later this month, we will learn that Jesus read a passage from the Bible in his hometown. Jesus went into the synagogue as he had many, many times before. The synagogue is where Jewish people came together to worship on the Sabbath day. Solve the code below. The answer will tell you the Bible passage that Jesus read in the synagogue. To solve the code, write the letters of the alphabet. Then assign each letter a number following this pattern: A = 26, B = 25 ... Y = 2, and Z = 1. This is the same code used on page 5B.

I S A I A H
18 - 8 - 26 - 18 - 26 - 19

S I X T Y O N E
8 - 18 - 3 - 7 - 2 12 - 13 - 22

What answer did you find in the coded message? Write it below.

ISAIAH
SIXTY ONE



Now, ask your teacher for Clue 2!

Session 5 Winter 2021-22



Celebrate Wonder All Ages © 2021 Abingdon Press

6C

John the Baptist's Words – Puzzle

In today's Bible story, John baptized Jesus in the Jordan River. Before Jesus was baptized, some people thought John was the Messiah (the Savior). Decode the message below to see what John said to the people. Use the code at the bottom of the page. If you get stuck, take a look at Luke 3:16a in a Common English Bible.

I BAPTIZE YOU
H O P A W H O L R B V
W I T H W A T E R , B U T
T H W I T P W L Y O V W
T H E O N E W H O I S
M O R E P O W E R F U L
D B Y L A B T L Y K V E
T H A N M E
I S C O M I N G .
H X N B D H C J



Write all the letters of the alphabet in the first row. Then solve the coded message below where A = P, B = Q, and so forth.

P O N M I K J I H G F E D C B A Z Y X W V U T S R Q

Session 6 Winter 2021-22



Celebrate Wonder All Ages © 2021 Abingdon Press

6G

Jesus' Dove Dot-to-Dot

When Jesus came out of the water, God said, "You are my Son ... in you I find happiness," and a dove appeared. Connect the dots and color the dove as you remember that you are a child of God, and you bring God happiness!



Session 6 Winter 2021-22



Celebrate Wonder All Ages © 2021 Abingdon Press

7B

Jesus in the Desert – Maze

In today's Bible story, Jesus stays in the wilderness alone. Help Jesus walk through the wilderness. Find a path from the bottom of the page to the top.



Session 7 Winter 2021-22

All Ages Celebrate Wonder Press



Celebrate Wonder All Ages © 2021 Abingdon Press

7C

Fill in the Blanks – Puzzle

A summary of today's Bible story appears below, but some of the words are missing. Use context clues to put the words at the bottom of the page in the blanks.

It was almost time for Jesus to begin his ministry. Jesus was going to tell all the people about God's love. To get ready, Jesus went into the wilderness to spend time with God. Jesus stayed in the wilderness for forty days. While Jesus was in the wilderness, the tempter came to him. The tempter tried to turn Jesus away from God and God's plan. The tempter knew Jesus was hungry. So, the tempter tried to get Jesus to turn stones into bread. But Jesus would not do it. Then the tempter took Jesus to the top of a mountain and offered him all the nations on earth. The tempter tried to get Jesus to jump off the temple. But Jesus resisted the tempter and continued to spend time with God.

jump love earth tempter
bread forty wilderness

Session 7 Winter 2021-22



Celebrate Wonder All Ages © 2021 Abingdon Press

8B

Find the Hidden Word – Puzzle

In today's Bible story, Jesus read from the Bible in his home synagogue. The synagogue is where Jesus worshipped God each week. Find the hidden letters that spell the word SYNAGOGUE on the page. Color the letters. Then color the rest of the page.



Session 8 Winter 2021-22



Celebrate Wonder All Ages © 2021 Abingdon Press

8C

Reading Backwards – Puzzle

In today's Bible story, Jesus opened a scroll and read it out loud in his home synagogue (kind of like a church). The scroll would have had Hebrew words in it, and Hebrew is read right to left. The Scripture Jesus read is printed below, but it is written from right to left. Rewrite the words onto a separate sheet of paper so the Scripture can be read more easily.

The spirit of the Lord is upon me, because the Lord has anointed me. He has sent me to preach good news to the poor, to proclaim release to the prisoners and recovery of sight to the blind, to liberate the oppressed, and to proclaim the year of the Lord's favor.

Luke 4:18-9 (CEB)

Session 8 Winter 2021-22

All Ages Celebrate Wonder Press



Celebrate Wonder All Ages © 2021 Abingdon Press

9A

Jesus Heals – Dot-to-Dot and Coloring Page

Peter's mother-in-law was sick. When Jesus saw her, he had compassion for her. Jesus healed Peter's mother-in-law! Connect the dots on the page and color the picture.



Session 9 Winter 2021-22

All Ages Celebrate Wonder Press



Celebrate Wonder All Ages © 2021 Abingdon Press

9C

Healing Word Search – Puzzle

Jesus traveled around teaching about God's kingdom and performing miracles. Many times, Jesus healed people who were ill. Find the words related to the healings Jesus performed during his ministry.

E S G W Z Q G I G Y B F A E
R I S D W V F F I J C Q E B L
L S C S N L G B G F M F V I O
U Y J A E A I J B D U W E T E
Z L O T U N H K E T I P R E V
Q A L H Y N D A O T W S O U N
W R G Z Q U T N H O S D R O W
U A Q W K E E L E R V T S T
A P P E L W R G N L B O S M M
I D C L J E Q F V N D J P A N
P I P S D N A D U M D L L S S
J U J H C E A L E P R O S Y Y
Q S A A D X K E H I X I U Y U
M N D Q P O T M J R B R K I
D A L X Q U E T F Y I P W O Z

BLINDNESS
DEAFNESS
DEATH
DROPSY
FEVER
HANDS



LEPROSY
MUD AND SPIT
PARALYSIS
WITHERED HAND
WORDS

Session 9 Winter 2021-22

All Ages Celebrate Wonder Press



Celebrate Wonder All Ages © 2021 Abingdon Press

Winter 2021-22

Answer Key

10C **Five Friends Story (continued from 10B)**

The pictures from 10B were out of order. Read the clues and paste the pictures down in the right order.

Session 10 Winter 2021-22
 Celebrate Wonder All Ages © 2021 Abingdon Press

10D **True or False – Activity**

Read the statements below related to today's Bible story. Some are true; some are false. Use Luke 5:17-26 (CEB) to mark which statements are true and which are false.

People came from every village to hear Jesus teach.	<input checked="" type="checkbox"/> TRUE	<input type="checkbox"/> FALSE
Some men brought a man lying on a mat.	<input checked="" type="checkbox"/> TRUE	<input type="checkbox"/> FALSE
The man on the mat could walk just fine.	<input type="checkbox"/> TRUE	<input checked="" type="checkbox"/> FALSE
The man's friends lowered him through a hole in the roof.	<input checked="" type="checkbox"/> TRUE	<input type="checkbox"/> FALSE
When Jesus first saw the man, he did not heal him but forgave him instead.	<input checked="" type="checkbox"/> TRUE	<input type="checkbox"/> FALSE
Jesus did not heal the man. He was not able to.	<input type="checkbox"/> TRUE	<input checked="" type="checkbox"/> FALSE
The man went back to his own home.	<input checked="" type="checkbox"/> TRUE	<input type="checkbox"/> FALSE
People said, "We've seen unimaginable things today."	<input checked="" type="checkbox"/> TRUE	<input type="checkbox"/> FALSE

Session 10 Winter 2021-22
 Celebrate Wonder All Ages © 2021 Abingdon Press

12B **Matching Helmets – Puzzle**

Today's Bible story tells us about a commander in the Roman army who was in charge of 100 soldiers. Draw a line between the matching helmets on the page.

Session 12 Winter 2021-22
 Celebrate Wonder All Ages © 2021 Abingdon Press

12C **Ways to Make 100 – Activity**

Today's Bible story tells us about a commander in the Roman army. He was in charge of 100 soldiers. On this page, there are some addition, subtraction, and multiplication problems. Fill in the blanks to make all of the answers equal 100.

50 + 50 = 100 120 - 20 = 100
 25 + 75 = 100 150 - 50 = 100
 70 + 30 = 100 50 x 2 = 100
 20 + 80 = 100 25 x 4 = 100
 10 + 90 = 100 10 x 10 = 100
 40 + 60 = 100 20 x 5 = 100

The commander was called a "centurion." The word "centurion" is related to the number 100. Can you think of another word that is similar to "centurion" that also means 100? Here's a hint: What word means 100 years?

CENTURY

Session 12 Winter 2021-22
 Celebrate Wonder All Ages © 2021 Abingdon Press

13B **Match the Pictures – Coloring Page**

Match the stories we've been learning this month with the pictures on the page.

Jesus heals a centurion's servant.

Jesus raises a little girl from the dead.

Jesus heals a man who couldn't walk.

Jesus heals a man in the synagogue.

Session 13 Winter 2021-22
 Celebrate Wonder All Ages © 2021 Abingdon Press

13C **Scrambled Words – Puzzle**

We've been learning Bible stories about Jesus healing others. In many of the stories, someone helps bring a friend or family member to Jesus to receive healing. Unscramble the letters below to find the helpers. Then use the numbered boxes to solve a final clue at the bottom of the page.

TEERP (Session 9)
PETER

IVFE RIDENFS (Session 10)
FIVE FRIENDS

TINRENCOU (Session 12)
CENTURION

SUAJIR (Session 13)
JAIIRUS

JESUS HEALS

Session 13 Winter 2021-22
 Celebrate Wonder All Ages © 2021 Abingdon Press

13D **Story Matching – Bible Knowledge**

Read the shortened Bible stories from this month on the left. Then draw a line connecting each story to one of the titles below on the right.

"Your daughter is dead," someone said. Jesus said, "Don't be afraid; just believe." The crowd laughed at him. He took her by the hand. "My child, get up!" Her spirit returned; she stood up. Jesus told them to give her something to eat. Her parents were astonished! "Do not tell anyone what happened," Jesus said.

The Five Friends

Jesus went to the house. But friends were sent: "Let us not be bothered. Just say the word and he will come." When Jesus heard these words, he was impressed. He turned to the crowd. "Even in Israel, I haven't found faith like this. They found the servant restored to health."

The Man with the Withered Hand

Jesus entered. Right hand was withered. Pharisees were watching. Looking for a reason. Jesus knew their thoughts. Jesus said, "Is it legal on the Sabbath to do good or to do evil, to save life or to destroy it?" Then: "Stretch out your hand." The hand was made healthy.

A Servant Is Healed

Jesus was teaching. The power of the Lord was there. They carried him and placed him before Jesus. He saw their faith. Your sins are forgiven.

Jairus's Daughter

Session 13 Winter 2021-22
 Celebrate Wonder All Ages © 2021 Abingdon Press

2D **2D**


Your Savior is born today in David's city. He is Christ the Lord. Luke 2:11 (CEB)

6C **6C**

You are my Son, whom I dearly love. Luke 3:22a

5B **5B**

All the people were beside themselves with wonder. Filled with awe, they glorified God, saying, "We've seen unimaginable things today." Luke 5:26 (CEB)



Inspire a deeper curiosity in children to explore the Bible

Deep Blue Kids Bible: Celebrate Wonder Edition is an engaging, interactive Bible that introduces children to three characters—Asia, Edgar, and Kat—who walk children through the Bible to discover what it means in their lives.

It includes four-color icons and illustrations throughout with a wealth of notes, historical facts, book introductions, devotionals, and other interactive elements to capture inquisitive young minds and encourage a thirst for God's timeless message.

Learn more at CokesburyKids.com

ORSS Winter 2021–2022 Leader Guide CV3 Horizontal Ad

800-672-1789 | Cokesbury.com
Call a Resource Consultant



If you have questions or comments,
call toll free: **800-672-1789**.
Or email customerhelp@cokebury.com.

Vol. 1 • No. 1 • WINTER 2021–22

EDITORIAL / DESIGN TEAM

John Haney Writer
Brittany Sky Editor
Julie P. Glass Production Editor
Matt Allison Designer

ADMINISTRATIVE TEAM

Rev. Brian K. Milford President and Publisher
Marjorie M. Pon Associate Publisher and Editor,
Church School Publications
Brittany Sky Senior Editor, Children's Resources

CELEBRATE WONDER ALL AGES, Reproducible Kids' Book: Published quarterly by Abingdon Press, 2222 Rosa L. Parks Blvd., Nashville, TN 37228-1306. This Reproducible Kids' Book is part of the Celebrate Wonder All Ages Resource Kit that includes a Leader Guide, Resource Pak, and CD-ROM. Copyright © 2021 Abingdon Press. All rights reserved. Printed in the United States of America.

Permission is granted for original purchaser to reproduce activity sheets 1A–13G for use in the current Sunday school setting. Copyright notice must be included on reproductions.

Scripture quotations are taken from the Common English Bible, copyright 2011. Used by permission. All rights reserved.

To order copies of this publication, call toll free: 800-672-1789. You may fax your order to 800-445-8189. Or order online at www.cokesburykids.com. Use your Cokesbury account, American Express, Visa, Discover, or Mastercard.

PACP10615107-01



www.cokesburykids.com

Celebrate Wonder All Ages

CELEBRATE WONDER ALL AGES is flexible Christian faith formation for children and their families. Working with children's ministry leaders from all over the US, we adapted our resources to make it easier for you to adapt our resources.

Are you relaunching in-person ministry with children and their families? This is for you.

Are you a one-room Sunday school? This is for you.

Are you doing ministry virtually? This is for you.

No matter what your ministry needs are, **CELEBRATE WONDER ALL AGES** makes it easy for you to share God's love with the children in your midst.



Cokesbury
Kids

www.cokesburykids.com

 **Abingdon Press™**

RELIGION/Christian Education/Children & Youth
ISBN-13: 978-1-7910-2143-6



9 781791 021436