



*3-WEEK CHILDREN'S MINISTRY CURRICULUM
ON KNOWING JESUS*



THE SUNDAY SCHOOL STORE



**The fear of the LORD is
the beginning of
wisdom: and the
knowledge of the holy
is understanding.**

Proverbs 9:10 KJV



**If you really want to
become wise, you must
begin by having
respect for the LORD. To
know the Holy One is to
gain understanding.**

Proverbs 9:10 NiRV



**Fear of the LORD is the
foundation of wisdom.
Knowledge of the
Holy One results in
good judgment.**

Proverbs 9:10 NLT



**The fear of the LORD is
the beginning of
wisdom, and the
knowledge of the Holy
One is insight.**

Proverbs 9:10 ESV



**The fear of the LORD
is the beginning of
wisdom, and
knowledge of the
Holy One is
understanding.**

Proverbs 9:10 NIV



**Jesus loves me, so
He gives me the
greatest treasure
of knowing Him.**

Big Idea



*3-WEEK CHILDREN'S MINISTRY CURRICULUM
ON KNOWING JESUS*

Treasure: 3-Week Children's Ministry Curriculum is all about the value of knowing Jesus Christ. He is the Wisdom of God, come to us in human form, so that we can know, love, and obey. When we build our lives on Jesus, we gain understanding and the greatest treasure.

Big Idea: Jesus loves me, so He gives me the greatest treasure of knowing Him.

Memory Verse: Proverbs 9:10.

- Lesson 1: Wisdom is Worth More than Gold. Proverbs 3:13-15
- Lesson 2: Knowing Jesus is God's Wise Plan for Us. Colossians 2:3
- Lesson 3: Obeying Jesus is How to Become a Wise Builder. Matthew 7:24-27

Credits: This series was written by Angela Jelf. The editors were Samuel O'Neal and Elizabeth James. We pray this material will be a blessing to your ministry and help children feel the love of Jesus Christ.

Source Files: You are viewing the complete 3-week curriculum as a print-ready PDF document, if you need access to the graphic files directly use this link -

https://www.dropbox.com/sh/qmg3jeq6jkmd2r9/AAB-i69w_ZVA-2oUK0lVu482a?dl=0



3-WEEK CHILDREN'S MINISTRY CURRICULUM
ON KNOWING JESUS

Lesson 1: Wisdom!

“Worth more than Gold” Prov. 3:13-15

Summary: Everybody loves a treasure story! Whether it's a stash of buried jewels, an ancient artifact, or even a lost city, who can resist a quest for something of extreme value? Proverbs 3:13-15 talks about an ancient treasure, which is far more valuable than gold, silver, or precious jewels. In fact, nothing you desire could ever compare to it! What could be that valuable? The answer is WISDOM.

Gospel Connection: Every quest must start and end somewhere! Wisdom is ultimately found in the person of Jesus Christ - in knowing Him, fearing Him, and obeying His word.

Big Idea: Jesus loves me, so He gives me the greatest treasure of knowing Him.

Memory Verse: Proverbs 9:10

Additional Passages and Stories: Proverbs 3:13-15; 1 Kings 3:9; Proverbs 9:10

Memory Verse Activity:

Treasure Hunt!

Suggested time: 5–10 minutes

Supplies: Dry erase board & Marker or flipchart; 6 index cards; marker; envelope (optional)

Instructions:

- Before the lesson, write Proverbs 9:10 on a dry erase board (or flipchart). Use your preferred translation, and omit the word 'WISDOM.'
- Write each of the letters to spell 'WISDOM' on separate index cards.
- Hide these letters around the room.
- During the lesson, tell the children they are on a quest to search for hidden treasure, unscramble an anagram and complete the memory verse.
- Send them off to search for the missing letters.
- Once all the letters have been found, tell them they need to unscramble the anagram to complete the memory verse.
- If the kids are struggling to solve the anagram, give clues here and there as necessary, e.g, the word begins with the letter 'W.'
- If you have a larger group of kids, consider running this activity in multiple groups. Instead of hiding the letter cards, give each group their own set of letters in an envelope marked 'HIGHLY VALUABLE.'

Bonus Memory Verse Activity:


Write the Memory Verse Sheet

Suggested time: 5–10 minutes

Supplies: Blank paper or copies of the blank memory verse print-out (see next page); colored pencils or markers; adhesive gems; glue; glitter

Instructions:

- Give each child a blank memory verse sheet.
- Ask them to copy Proverbs 9:10 from their Bibles or the memory verse poster
- Provide colored pencils, markers, adhesive gems, and other craft supplies
- Ask the children to decorate their print-out with pictures of gold, silver, precious gems, and so forth.



Proverbs 9:10

Lesson Illustration

What's It Worth?

Suggested time: 5-10 mins

Supplies: Blue Tack; images of 'desirable' items:, e.g. latest gadget, running shoes, fancy jewelry, sports car, yacht, mansion;

Instructions:

- Before the session, collect some images of 'valuable' items. You could cut these out from a magazine or print them online. Provide a mix of items a kid might value and items traditionally associated with high value, like gems, technology, houses, or cars.
- Use blue tack to attach the pictures to a whiteboard in random order.
- Tell the children that they need to decide which items are the most valuable. They could split into groups to discuss this.
- Choose different volunteers to come up to the whiteboard and try to re-order the items in value, from least valuable to most valuable.

LEADER: Have you ever seen commercials on the Television or on a billboard for the latest toy or smartphone? Have you ever been given a new toy for Christmas that you really loved...but by the next Christmas, you had stopped playing with it?

The world puts a lot of value on things that are expensive but temporary. That means we might like them for a short while. But pretty soon, they get old and worn out, and suddenly, we don't like them so much anymore.

Not to mention that we all value different things differently. Some people may prefer a new book over a new toy. Others may wish for a new tech gadget instead of a pet. Ultimately the thing we should value most is the wisdom we can find in God's Word!

Transition to **Large Group Teaching**.

Large Group Teaching:

Suggested Time: 15–20 minutes

LEADER: If I told you that there was buried treasure hidden right here in this town, how would you feel? And if I told you that I had found a map and a key, you'd probably be quite excited.

Did you know that the bible invites us on a treasure hunt for something of extreme value? The book of Proverbs tells us about two of the most valuable treasures in the world - what do you think they might be? I'll give you a clue...it's not silver and it's not gold! Our memory verse was a major clue! Can you remember it?

Here's another bible passage, which was written by Solomon, the son of King David.

READ: Proverbs 3:13-15

LEADER: Wisdom and understanding are much more precious than gold and silver and even jewels, such as diamonds and rubies and emeralds! So, what do you think wisdom is? Can you describe it? [*Allow a few moments for answers*]

Wisdom is not just being really smart and knowing lots of facts.

For instance: There once was a man (we'll call him Fred) who knew everything there was to know about the highway code. Fred was an expert. He knew what traffic lights were for, and even how they were programmed, and he had memorized what all the different road-signs meant. But there was just one problem. Fred was always late. Fred was always in a rush. One day, he was caught speeding down the wrong side of the road, whilst eating a cheese sandwich and running through a red light. Fred was very smart. But he wasn't very wise.

Someone once said: *Knowledge is knowing a tomato is a fruit. Wisdom is not putting it in a fruit salad!* That's a silly example, but the point is, wisdom is all about making good judgements and choices! It's not about what you know, but what you do with what you know.

LEADER: Earlier, I mentioned a man called Solomon. Solomon has an interesting story. In the Book of Kings, we are told that one night, God gave Solomon a dream. In the dream, God told Solomon to ask for whatever he wanted.

READ: 1 Kings 3:5

LEADER: What do you think you would ask for if you were Solomon? [*Allow responses.*] Well, Solomon didn't ask for wealth or fame or power.

READ: 1 Kings 3:6-9

LEADER: Solomon asked God for an understanding mind - which was another way of asking for wisdom. Sometimes wisdom is also called insight or discernment. That means being able to understand right from wrong and to know the right course of action in any situation. What do you think God did?

READ: 1 Kings 3:10-14

LEADER: God was really pleased that Solomon had asked for wisdom instead of earthly riches or power. God decided to give Solomon the wisdom he asked for plus both wealth and power. God is delighted when we seek after heavenly treasures that last forever, above temporary, earthly ones.

Solomon's wisdom became well-known. People from far and wide would come to him for advice about difficult situations. Solomon also wrote many wise sayings down in a book called Proverbs, which includes today's memory verse. Let's look at it again.

READ: Proverbs 9:10

LEADER: What do you think the fear of the Lord means? Are we supposed to be afraid of God even though He's full of love and grace? [*Allow responses.*] Well, the answer is both yes...and no!

It's absolutely true: God is full of love and grace. The Bible says God's lovingkindness reaches to the heavens. But He is also Holy too. Holy means He is high and exalted and powerful and majestic. His ways are higher than our ways and His thoughts are

higher than our thoughts. He is King of Kings and Lord of Lords and there is none like Him. Therefore our attitude towards him should be one of reverence and awe.

The fear of God is an inner attitude. It's like a deep respect. A person that fears the Lord allows Him to be the boss, even if it's not always easy. Just as every treasure hunt usually begins with a map and a clue, Solomon understood that the way to find wisdom begins with the right kind of heart towards God. It's like the key to the treasure chest!

Small Group Discussion and Prayer Suggestions:

Suggested time: 10–15 minutes

Discuss the following questions. Choose questions that are most appropriate for your group's age and attention level.

- What's the difference between knowledge and wisdom?
- Have you ever been in a situation where you needed wisdom?
- Where (or who) can you turn to when you need wisdom?
- What is the fear of the Lord? What does it look like?
- Why do you think the fear of the Lord leads to wisdom?

Take some time to share prayer requests. Then lead the kids in prayer. You may also read the prayer below.

Dear God,

Thank you for your precious Word which is able to make us wise.

Thank you for loving us,

And for Your wise plan of salvation.

Thank you for sending Jesus to earth,

To die on the cross for our sins.

Help us to worship You and honor You as we should.

In Jesus name, Amen!

Application Craft

Treasure Chest Craft

Suggested time: 10 minutes

Supplies: brown and yellow cardstock; black felt-tipped pen; printed or hand-written memory verse; plastic gemstones; plastic coins; glue

Instructions:

- Distribute to each kid a sheet of brown cardstock.
- Help the kids fold their cardstock into thirds. Flap the top over, so the paper resembles an envelope. The bottom two thirds of the paper will form the inside of the chest, and the top third will become a curved flap-over lid.
- Use scissors to round off the edges of the top fold to create a curved lid.
- Allow the children to use strips of yellow cardstock to create straps and a keyhole for the chest.
- Demonstrate how to draw belt-holes and a black keyhole with felt tip pen,
- Direct kids to write the memory verse on the inside of the chest - Scripture Reference, Proverbs 3:13-15
- Allow time to decorate with plastic coins, adhesive gems, or sparkly stickers.



LEADER: This craft is a reminder that wisdom and understanding are the most valuable treasures we can find. God gives wisdom to those who fear Him. Fearing the Lord means respecting and loving Him and understanding that He is holy.

Bonus Activity

Port or Starboard Game

Suggested time: 10 minutes

Supplies: No supplies needed, but this game requires space to run around

Instructions: One person (choose a grown up for the first round) is the *Captain*. The rest of the players are the *crew*. The Captain shouts out the Ship Commands, which the crew have to follow. Every command has an action or response, which the crew have to carry out, as follows:

1. 'Attention on Deck' - crew shout back "Aye Aye Captain!"
2. 'Scrub the Deck' - crew must crouch down and pretend to scrub the deck using circular hand motions
3. 'Climb the Rigging' - crew must mime climbing up a ladder
4. 'Port' - Crew must run to the right hand side of the room
5. 'Starboard' - Crew must run to the left hand side of the room
6. 'Stern' - Crew must run to the back of the room
7. 'Bow' - Crew must run to the front of the room
8. 'Poorly Seagull' - Each player sits down on their bottom and flaps their hands and feet in the air
9. 'Man overboard' - crew members must find a partner to pair up with. One must lie down on the floor on their stomach while the other waves his arms about in mock panic
10. 'Row the Boat' - Crew members should find a partner. Each pair should sit on the ground, lock fingers and lean forwards and backwards in a rowing motion (as in the song Row, Row, Row Your Boat)

LEADER: Proverbs 8:33 teaches that we should obey God. In some ways, God is like the Captain, and we are His crew. It's good to heed the instructions written in God's Word. That's where we find wisdom, the most valuable treasure.



Bible Word Search

BEGINNING - FEAR - HOLY - INSIGHT - KNOWLEDGE - LORD - MIND

PROVERBS - SMART - SOLOMON - TREASURE - UNDERSTAND - WISDOM

W	E	S	M	A	R	T	E	J	L	U
G	I	N	S	I	G	H	T	B	S	N
B	E	G	I	N	N	I	N	G	S	D
F	T	S	J	O	X	D	W	E	K	E
K	N	O	W	L	E	D	G	E	J	R
G	F	L	P	R	O	V	E	R	B	S
Z	J	O	F	E	A	R	N	H	S	T
X	A	M	V	W	I	S	D	O	M	A
J	G	O	U	E	Q	F	P	L	C	N
M	M	N	Y	G	M	P	N	Y	R	D
C	L	I	T	R	E	A	S	U	R	E

Word Search Answers

W E S M A R T E J L U
G I N S I G H T B S N
B E G I N N I N G S D
F T S J O X D W E K E
K N O W L E D G E J R
G F L P R O V E R B S
Z J O F E A R N H S T
X A M V W I S D O M A
J G O U E Q F P L C N
M M N Y G M P N Y R D
C L I T R E A S U R E

A Note for Parents

This week your child has begun an exciting three week series on the theme of 'Treasure'. It's all about wisdom - which the bible says is more valuable than anything you could desire.

The children were invited on a Bible Treasure Hunt to unearth these two rare and ancient treasures! We talked about the difference between knowledge and wisdom, and how we might obtain wisdom. We looked at the story of Solomon and how he asked God for wisdom.

As we go through these lessons, spend some time at home talking about each principle and what was discussed. Guide your kids to put into practice the principles they are learning in church. Some possible suggestions for conversation or activity include:

- What are the two most valuable treasures described in the book of Proverbs?
- What happened to King Solomon in today's story?
- What does it mean to fear the Lord?
- For a fun activity, try spraying some round sandwich cookies with edible gold glitter to resemble gold coins!

Review and discuss the lessons with your children regularly. You might already have a dedicated prayer or Bible time in your home. If so, great! If not, perhaps it is the time to start one. It doesn't have to be formal. You can speak about God's truth on the way to activities or around the dinner table. Remember that training a child is a constant task, but it is also the most significant and rewarding one we can undertake.



3-WEEK CHILDREN'S MINISTRY CURRICULUM
ON KNOWING JESUS

Lesson 2: Jesus!

"God's Wise Plan" Matt. 13:45-46

Summary: Our quest for wisdom ultimately leads us to a person: Jesus Christ. Jesus is the source and origin of all wisdom. All the treasures of wisdom and knowledge are found in Christ. In knowing Jesus, we receive wisdom.

Gospel Connection: The idea of Jesus dying on the cross might sound like foolishness to some, but it was God's wise and eternal plan. In fact, the Bible teaches that sending Jesus was God's plan to defeat sin all along, even from before He created the world! The wisest choice we can ever make is to follow Jesus and accept God's free gift of salvation.

Memory Verse: Proverbs 9:10

Big Idea: Jesus loves me, so He gives me the greatest treasure of knowing Him.

Additional Passages and Stories: Colossians 2:3; John 3:16

Memory Verse Activity:

Fill in the Blanks

Suggested time: 5–10 minutes

Supplies: Whiteboard or flipchart; marker

Instructions:

- Before the lesson, write the memory verse in large, visible letters on a whiteboard or flip chart. Omit the words: 'Holy One,' leaving blanks in their place.
 - If you use the NIV translation, it should look like this: 'The fear of the Lord is the beginning of wisdom, and knowledge of the _____ is understanding.'
- Ask the children to look at the verse with the blanks and to guess what the missing words might be
- After a few guesses, choose someone to read Proverbs 9:10 aloud.
- Ask a kid to write the missing words on the whiteboard.
- Discuss with the kids who they think this verse is talking about.

Bonus Memory Verse Activity:

Hot Potato

Suggested time: 5–10 minutes

Supplies: A medium to large ball that is easy to roll

Instructions:

- Kids and adult helpers should sit in a circle.
- Tell the kids that the ball is like a hot potato, and they need to get rid of it as quickly as possible!
- Roll the ball to one kid, who will shout the first word of the memory verse.
- That kid will then quickly roll the ball to another player, who will shout the next word.
- Play should continue in this way, until all the words from the verse have been called out.
- Repeat play as time allows.

Lesson Illustration

Get-to-Know-You Candy Game

Suggested time: 10–15 mins

Supplies: Bowls; rainbow-colored candies; large piece of paper; marker

Instructions:

- Before class, brainstorm some different get-to-know-you questions the kids could answer to each other. Select as many questions as you have different colors of candy, and assign one question to each color.
 - Suggested questions: Do you have any siblings? What is your favorite food? What do you want to be when you grow up? What sports do you like to play? If you could be any animal for one day, what would you be?
- Form groups of about three kids.
- Give each group a bowl of colorful candy.
- Instruct the kids to pick one color of candy and to answer the question that correlates with it.

Tips and Variations:

- If the children would prefer to answer a different question other than the one they've chosen, that's fine! The point is to have fun getting to know one another.
- Alternatively, this can be played in one large group with everyone sitting in a circle.

LEADER: How do we get to know people? By talking and listening to them. Our friendships grow and deepen when we share stories, ask questions and listen to one another. We get to know them when we spend time with one another. God wants us to know Him like that, too! Transition to **Large Group Teaching**.

Large Group Teaching:

Suggested Time: 15–20 minutes

LEADER: You've probably heard the phrase: "'X' marks the spot." That's because most treasure maps lead us to a particular place. You follow the clues, or crack the code and, suddenly: Eureka! You are able to work out the precise location where the treasure is hidden.

But, this week, our quest for treasure takes on a whole new dimension! It doesn't lead us to a place, but rather to a person. Let's see if we can figure out who it is!

READ: Colossians 2:3

LEADER: Some treasures lay in shipwrecks at the bottom of the sea. Some treasures might be hidden in a treasure chest on a remote desert island. But the most valuable treasures in all the world aren't found in a place. They are found in a person: Jesus Christ! If we want to be wise, we need to get to know Jesus!

And the good news is, Jesus is not just an ordinary person. Jesus is extraordinary! Jesus is fully God and fully man. This is hard to understand. But it's true. And He wants to have a relationship with us!

Do you remember the verse we learned earlier?

READ: Proverbs 9:10

Jesus is the Holy One this verse is talking about. All wisdom and knowledge and understanding is found in knowing Jesus!

This verse is found in Proverbs, which was written by King Solomon. Solomon wrote these words a long time before Jesus had come to earth in human form. All of the Old Testament writers looked forward to Jesus. They only had a glimpse of what Jesus would be like. But now, we are able to know Jesus fully. In fact, we are able to

get to know Him as a friend—just like we got to know each other in the game we played earlier.

God sent Jesus, His perfect and precious Son, to walk on the earth, to become flesh so that we can really know Him! How does Jesus help us know God?

Earlier, we talked about the phrase: “‘X’ marks the spot”. The letter ‘X’ is sometimes called a cross. The story of Jesus includes a different type of cross. Even before the world was created, God had a wonderful plan for us to know Him. It was a plan that might seem like foolishness to some, but it was God’s wisdom!

Jesus came to earth to fix a big problem! Can you guess what that problem was?
[Allow for responses.]

It’s sin. What is sin? It’s all the wrong thoughts, words, actions, motives and attitudes that separate us from God’s Holy presence. That’s because God is perfectly holy and we are not. Sin creates a great chasm between us and God.

Imagine God standing on one side of the chasm, in holiness, and us on the other side, in sin. It is too far for us to jump! There was absolutely no way that we could attempt to get across. *[Consider illustrating this image on a whiteboard.]*

Then God did something incredible: He sent Jesus to earth to die on a cross. But why would God do this? Surely this was a catastrophe, not a wise plan!

When Jesus died on the cross, all of our sin was placed onto Him. It was a bit like God taking a dirty, sin-stained coat off our own backs and putting it onto Jesus. Jesus wore our shame instead of us. Jesus died the death we deserve, so that when we believe in Him, the robe of righteousness is placed onto us. This is the good news of the gospel!

And the best thing is, Jesus laid down His life willingly. He chose to wear that sin-stained coat, so that the chasm between us and God could be bridged. His great, big love is bigger than our sin!

For everyone who has faith in Jesus, it is as though we died with Jesus on the cross, and our sin was buried with Jesus in the grave, so that we can live a new life with Jesus in His resurrection. For everyone who believes, sin is removed from us forever. This is incredible news. This means that there is no longer a chasm between us. Now we can come running into God's arms. We are able to know Him as our friend and our Father.

We've been talking a lot about treasure. But did you know how valuable you are to God? The bible says that God bought us with a price. An extremely costly price. He valued us so highly that He was willing to give us the very best thing—His beloved Son—so that we can live in heaven with Him forever. And Jesus was willing to pay the huge cost to save us—He had to give His life! Jesus is the greatest friend we could ever know.

READ: Matthew 13:45-46

While we are still living on this earth, God wants us to value Jesus. Jesus is like a beautiful and very valuable pearl. He is our treasure! He invites us to know Him, and love Him just as we would a precious friend. He wants us to talk with Him and share with Him and find out all we can about Him.

All the treasures of wisdom and understanding are hidden in Christ, and He wants to share all of His good gifts with us!

Small Group Discussion and Prayer Suggestions:

Suggested time: 10–15 minutes

Discuss the following questions. Choose questions that are most appropriate for your group's age and attention level.

- Who is wisdom found in?
- What was God's wise plan to save us from sin?
- How well do you know Jesus?
- How can I get to know somebody I can't see?
- How can we get to know Jesus better?
- Where can we find out more about Jesus?
- Is there anyone in your family or school who doesn't know Jesus?
- What can you do to share the good news of Jesus with others?

Take some time to share prayer requests. Then lead the kids in prayer. You may also read the prayer below.

Dear God,
Thank you for giving us Jesus
And allowing Him to make the ultimate sacrifice for us.
Thank you that we can know Jesus as a friend.
Help us to walk and talk with Him,
And to walk in wisdom as we journey through our lives.
Help us to share the good news with others,
In Jesus name, Amen!

Application Craft


Treasure Map

Suggested time: 10-15 minutes

Supplies: Cream-colored paper; brown marker; tan marker; colored pencils; string or twine

Instructions:

- Write the text of John 3:16 in a place where the kids can see it, such as a chalkboard or piece of posterboard.
- Distribute a sheet of paper to each kid. Help kids carefully tear away the edges so that it looks old and tattered, like an ancient map.
- Demonstrate how to use a brown marker to outline around the torn edge and give the map an aged look.
- Kids may create a second outline inside of that one with a lighter tan marker to provide a faded effect.
- Instruct kids to write John 3:16 in the middle of the map. They should also place a red "X" on or near the scripture.
- Allow kids to decorate the rest of the map with a compass rose, palm trees, hills, or any other landmarks they choose.
- When kids have finished decorating their treasure maps, help them roll them up. Tie with string or twine.



LEADER: The greatest treasure is found in Jesus and His death and resurrection. The gospel is God's wonderful message to mankind that leads us to Jesus like an "X" on a treasure map.

Bonus Activity

Treasure Tray!

Suggested time: 10 minutes

Supplies: Tray; 7-8 items that look like treasure (suggestions: a brooch, pocket watch, smooth pebble, piece of candy in a shiny wrapper, beaded necklace, chocolate coin); tea-towel or piece of fabric large enough to cover the tray

Instructions:

- Place the items on the tray.
- Show the children the treasures, one by one.
- Instruct the children to memorize what's on the tray. (Consider setting a timer for a certain amount of time.)
- Once the timer is up, cover the tea-tray with the fabric.
- Remove one item without the kids seeing.
- Remove the fabric cover, and ask the kids to guess which item is missing.

LEADER: All the things on this tray are pretty cool and special! But knowing Jesus is the greatest treasure we can ever find.

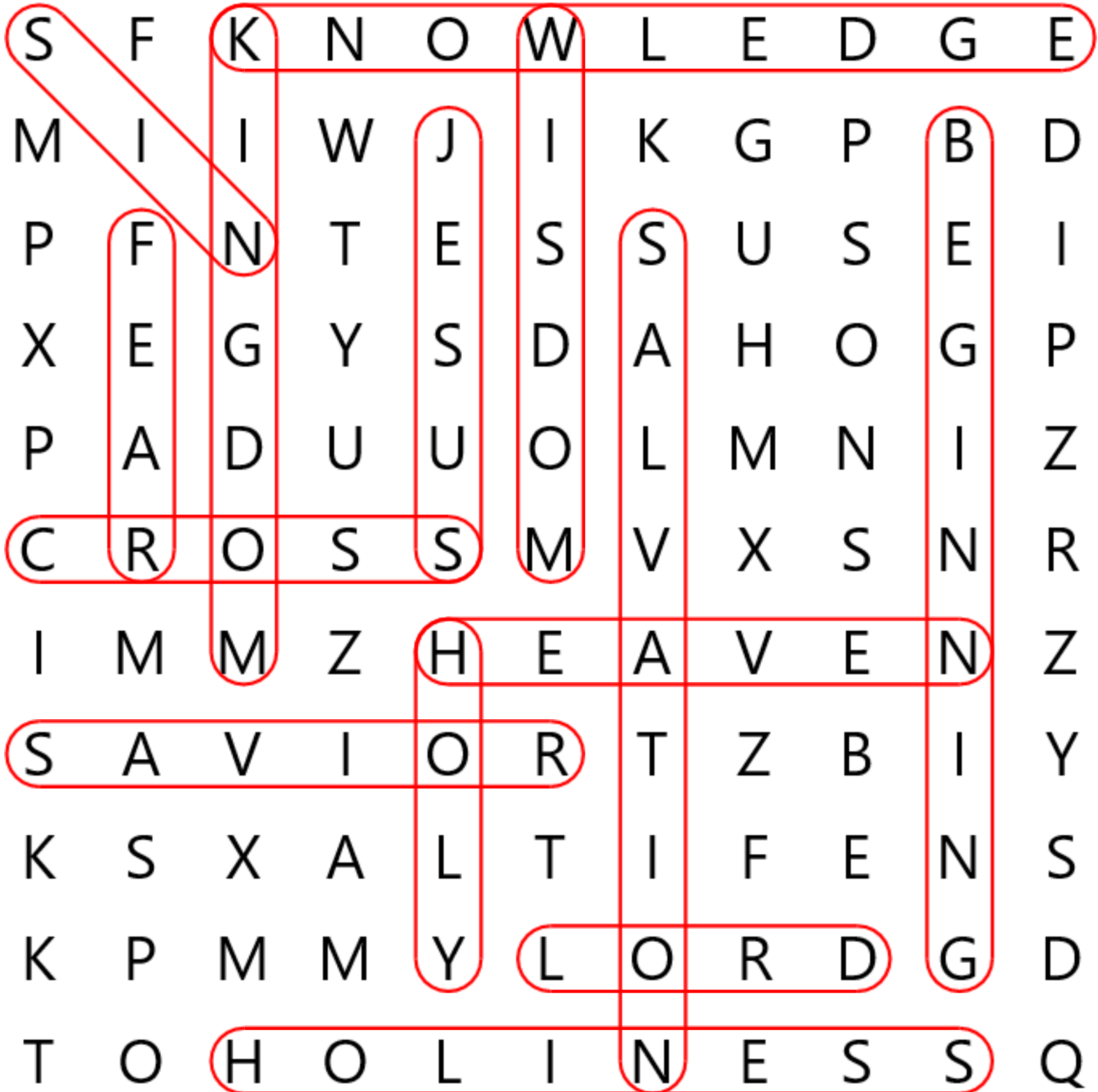


Bible Word Search

BEGINNING - CROSS - FEAR - HEAVEN - HOLINESS - HOLY - JESUS
KINGDOM - KNOWLEDGE - LORD - SALVATION - SAVIOR - SIN - WISDOM

S	F	K	N	O	W	L	E	D	G	E
M	I	I	W	J	I	K	G	P	B	D
P	F	N	T	E	S	S	U	S	E	I
X	E	G	Y	S	D	A	H	O	G	P
P	A	D	U	U	O	L	M	N	I	Z
C	R	O	S	S	M	V	X	S	N	R
I	M	M	Z	H	E	A	V	E	N	Z
S	A	V	I	O	R	T	Z	B	I	Y
K	S	X	A	L	T	I	F	E	N	S
K	P	M	M	Y	L	O	R	D	G	D
T	O	H	O	L	I	N	E	S	S	Q

Word Search Answers



A Note for Parents

“X marks the spot” is a phrase you will hear in many adventure movies! That’s because most treasure maps lead us to a specific place. But our quest for wisdom leads us to a person! That’s because Colossians 2:3 tells us that all the treasures of wisdom and knowledge are hidden in the person of Christ!

But how can we know Christ, the Holy One? How can we even come close to Him? Sometimes an X is also called a cross. Today, we talked about a different type of cross: the Cross of Calvary. We learned about God’s wise plan, which might seem foolish to some, to send His only Son to die on the cross to save us from our sins!

Guide your kids to put into practice the principles they are learning in church. Some possible suggestions for conversation or activity include:

- Who is the Holy One, talked about in Proverbs 9:10?
- Who is wisdom found in?
- What was God’s wise plan to save us from sin?
- How can we get to know Jesus better?
- How did God get rid of the huge chasm that stopped us from being close to Him?
- Have you ever asked Jesus to forgive your sins and be your Saviour?
- Take time to pray for some of your friends and family that don’t know Jesus.

Review and discuss the lessons with your children regularly. You might already have a dedicated prayer or Bible time in your home. If so, great! If not, perhaps it is the time to start one. It doesn’t have to be formal. You can speak about God’s truth on the way to activities or around the dinner table. Remember that training a child is a constant task, but it is also the most significant and rewarding one we can undertake.



3-WEEK CHILDREN'S MINISTRY CURRICULUM
ON KNOWING JESUS

Lesson 3: Obedience!

“Be A Wise Builder” Matt. 7:24-27

Summary: Proverbs says that “by wisdom a house is built!” As we grow up and navigate through all the twists and turns of life, how can we make sure we build up our lives wisely? How do we make sure our ‘houses’ withstand the storms of life? How do we become wise builders?

Gospel Connection: Jesus told us a parable about two builders. One was foolish, and one was wise. Both of the men built houses - but only one of them built wisely. What did he do differently?

Memory Verse: Proverbs 9:10

Big Idea: Jesus loves me, so He gives me the greatest treasure of knowing Him.

Additional Passages and Stories: Proverbs 8:33, 24:3-4; Matthew 7:24-29; James 1:22-25

Memory Verse Activity:

Memory Verse Relay Race

Suggested time: 5–10 minutes

Supplies: 2 large pieces of paper; tape; markers

Instructions:

- Before class, consider writing the memory verse somewhere in the room for the kids to refer to while they are playing the game.
- Attach two large sheets of paper to the wall or another flat surface such as a chalkboard or flip chart with the tape.
- Form two teams of kids.
- When you say, “Go,” one kid from each group should run to their team’s sheet of paper and write the first word of the memory verse with the marker.
- Afterward, that kid will run back to her team and tag the next person, who will run to the paper and write the second word of the memory verse.
- Play continues like this until all the words of the memory verse have been written on each team’s paper.

Bonus Memory Verse Activity:

Suggested time: 5–10 minutes

Supplies: Chalkboard or whiteboard; writing utensil such as chalk or dry-erase marker; eraser

Instructions:

- Before class, write the memory verse on the chalkboard or whiteboard.
- Read the verse together as a class.
- Erasing one word at a time, ask the kids to read the verse and fill in the blanks from memory.
- Keep erasing words until the kids can call out the entire verse by memory.
- If it seems too easy, erase several words at a time.

Lesson Illustration

Bad Builder

Suggested time: 10 minutes

Supplies: Interlocking bricks or building blocks; instruction manual for building a construction with the bricks

Instructions:

- Show the kids the instruction manual and explain this is what you will be building today.
- Carelessly pour the bricks onto a table. Don't worry if some pieces fall on the floor.
- Look at the instruction manual, but then discard it, saying that you don't *really* need it.
- Start building the construction without using the instructions, and put the pieces together randomly.
- After a while, begin to act uncertain. Inspect your construction, and scratch your head.

LEADER: Does this look like the model we set out to build at the beginning of class? *[Allow for responses.]* Do you think I built it correctly? *[Allow for responses.]* Why do you think what I built didn't end up looking like what was on the the front of the instruction booklet? *[Allow for responses.]*

Whenever we are building or assembling something, it's always wise to follow the maker's instructions! Today we are going to talk about where we can go to find the Maker's Instructions for our lives.

Transition to **Large Group Teaching.**

Large Group Teaching:

Suggested Time: 15–20 minutes

LEADER: Today, we will be taking our quest for wisdom a step further. How do we apply God’s wisdom in our own lives? How can we become wise builders? We will look at three passages, all of which explain how we can build our lives wisely.

READ: Proverbs 24:3-4

LEADER: It takes great wisdom and skill to build a house. In the same way, it takes wisdom and understanding to build our lives.

As we grow up and get older, we will face all kinds of choices and decisions...

Some of the decisions we make will seem small and insignificant, like:

- What should I eat for breakfast?
- What should I watch on TV?
- Which shirt should I wear?

Some will seem bigger and more carry more significance, such as:

- What should I study in school?
- Which friends should I hang out with?
- What career should I pursue?
- Who should I date/marry?

All of the decisions and choices we make are a bit like those building blocks we used earlier. Some pieces are big. Some pieces are small. But all of the pieces are important. So how can we make sure we are building our lives well and wisely?

We need an instruction manual! But where can we find the instruction manual for our lives?

The answer is God’s Word—the Bible!

READ: Proverbs 8:33

LEADER: Jesus once told a story that talked about the importance of hearing and acting upon God's word, like this verse states. Let's listen to that story:

READ: Matthew 7:24-27

LEADER: This story that Jesus told was about two builders. One of them was wise. The other was foolish.

But hang on a minute...both men managed to build themselves a house. That was pretty clever, right?

No! Because only one of them built his house wisely.

Which man did Jesus say was wise? *[Allow responses.]* Correct, the man who built his house on the rock. Let's go back and check:

READ: Matthew 7:24

LEADER: Which man did Jesus say was foolish?

READ: Matthew 7:26

LEADER: Did you notice that both the wise and foolish person hears Jesus' words. But the difference was that only one obeys. Only one puts Jesus' teaching into action.

Sadly, it wasn't until the storm came that it became clear who had built wisely.

In this life, we will all face storms. We will all go through trials and times of difficulty. When the storms come our way, we want to stand firm in our faith!

It's vital that we are built on rock! If we hear God's word but ignore it, it's like building our lives on sand—we won't be able to withstand the hard times that inevitably come.

In the book of James, we read a very similar thing:

READ: James 1:22-25

LEADER: This passage uses the metaphor of a man looking at his face in the mirror, and then going away and forgetting what he looks like!

In other words, the Word of God acts a bit like a mirror—showing us what we really look like on the inside. The Word of God shows us if there is anything out of place in our lives, or if there's anything about us that needs straightening up. Ignoring God's Word is ultimately like deceiving ourselves. Just like we read in Jesus' parable, when the storm eventually comes, we will inevitably end up in a mess!

God wants us to be wise hearers who receive God's Word gladly and act upon it, especially the gospel, which is the good news about the death and resurrection of Jesus. Responding to the gospel and receiving God's salvation is the first and most vital step we must make to ensure that our lives are founded upon the rock. And after that, God wants us to treasure all of His precious promises and wise words in our hearts.

If there was a stash of treasure up for grabs, we'd probably want to take hold of it! God's Word and wisdom are more valuable than gold or silver or precious stones, and God invites us to grab hold of it!

Small Group Discussion and Prayer Suggestions:

Suggested time: 10–15 minutes

Discuss the following questions. Choose questions that are most appropriate for your group's age and attention level.

- What was the difference between the two builders in the parable Jesus told?
- What did we learn about the importance of hearing and doing God's Word?
- Have you ever had to make any important choices in your life?
- Can you think of a situation where God's word helped you make a decision?
- Can you remember what the difference was between the two builders in our story today?
- What is one thing you could do to become a better doer of the word?

Take some time to share prayer requests. Then lead the kids in prayer. You may also read the prayer below.

Dear God,
Thank you for your words of life and truth.
Thank you for giving us the Bible so that we can learn more about your ways.
Thank you for sending your only Son, Jesus Christ
To walk the earth and use his parables
To help the world understand your goodness.
Help us not only to be hearers of the word,
But doers also,
In Jesus name, Amen!

Application Activity

House on the Rock Craft

Suggested time: 10–15 minutes

Supplies: Graham crackers; icing pens; candy for decorations; paper bowls

Instructions:

- Give each kid a bowl. Instruct him to turn it upside down. The bowl will function as the rock on which the graham cracker house will be built.
- Using the graham crackers as walls and the icing pen as glue, instruct kids to construct a “house” on top of their paper bowls.
- Allow kids to decorate their finished houses with candy!



LEADER: When we build a house, we need a firm foundation. The person who hears and obeys the word of God is like a wise man who built his house upon a rock!

Bonus Activity

Building Blocks

Suggested time: 10 minutes

Supplies: Building blocks

Instructions:

- Challenge the kids to use the blocks to build the tallest building possible with the blocks.
- If time allows, challenge the kids to build a new creation with blocks, this time building the most creative or sturdiest building possible.

LEADER: Wow, you all did a great job building! Just like in the parable we read today, you had to be very careful builders to get your building that tall, didn't you?



Bible Word Search

BEGINNING - BUILDER - DECISIONS - FEAR - FOOLISH - HOLY - HOUSE

JESUS - KNOWLEDGE - LORD - OBEY - PROVERBS - UNDERSTAND - WISDOM

F B U I L D E R A P P
L W U P R O V E R B S
O K N O W L E D G E S
Q B D F O O L I S H B
W B E G I N N I N G R
Q I R Y V V P C X S I
K U S J T C L H V D J
Z Y T D N W H O U S E
F E A R O X C L R J S
M R N R N M X Y T D U
S K D E C I S I O N S

Word Search Answers

F B U I L D E R A P P
L W U P R O V E R B S
O K N O W L E D G E S
Q B D F O O L I S H B
W B E G I N N I N G R
Q I R Y V V P C X S I
K U S J T C L H V D J
Z Y T D N W H O U S E
F E A R O X C L R J S
M R N R N M X Y T D U
S K D E C I S I O N S

A Note for Parents

Our three-week series has been on the theme of wisdom. This week, we learned about how to be a wise builder. We recognized that as we grow up and navigate our way through all the twists and turns of life, we will face many choices. Where can we go for wisdom and guidance?

Jesus told a story about two builders. Both men built houses. But only one of them remained standing when the storms of life came. What was the difference?

The first man built on rock by hearing the word and doing it. The other built on sand by hearing the word and not doing it. In order to be truly wise, we need to be doers of the Word and not just hearers of the Word.

As we go through these lessons, spend some time at home talking about each principle and what was discussed. Guide your kids to put into practice the principles they are learning in church. Some possible suggestions for conversation or activity include:

- What was the vital difference between the wise and foolish builders?
- What happened to each of their houses when the storms came?
- What can we do to ensure we are wise builders?
- What's the most important choice we can make to ensure that our lives are founded on the rock?
- Review the memory verse (Proverbs 9:10) with your kid.

Review and discuss the lessons with your children regularly. You might already have a dedicated prayer or Bible time in your home. If so, great! If not, perhaps it is the time to start one. It doesn't have to be formal. You can speak about God's truth on the way to activities or around the dinner table. Remember that training a child is a constant task, but it is also the most significant and rewarding one we can undertake.