

Choose to Trust God

Bible Story * Job Relies on God * Job 1; 2:1-10; 3; 38; 42

Teacher's Devotional


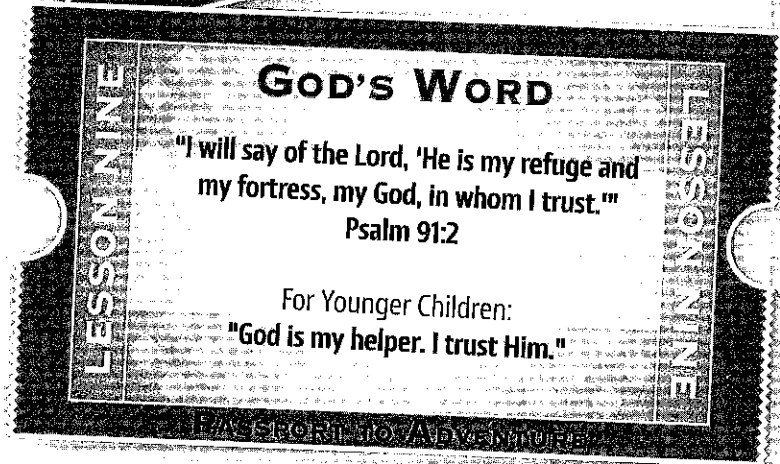
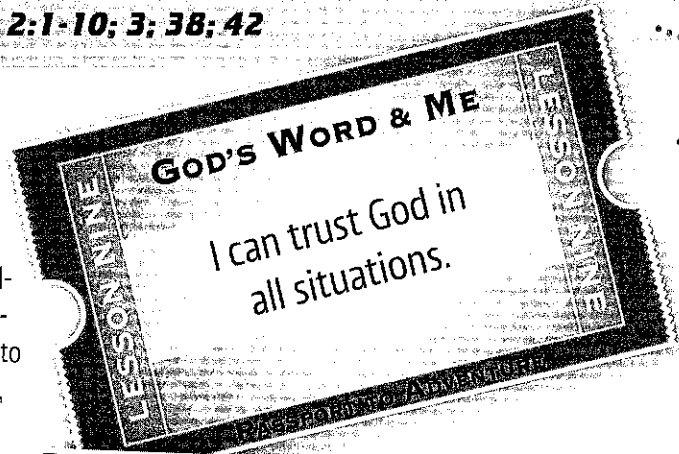
We can't escape those times when tragedies, troubles and problems so overwhelm us that it seems a bomb has exploded within us—our outer selves stand like bombed-out buildings. We might look all right but we're too numb to cry out to God, too stunned to pray. But eventually we inwardly shout, *Where is God? Why don't I feel His mercy? Why doesn't His Word soothe my wounds?* Such hard questions cannot be answered with a Christian cliché.

In what is likely the Bible's oldest book, God deals with just such hard questions. Job was minding his own business, loving God, doing what was right—with no idea that he was about to serve as a cosmic object lesson!

When Job lost everything and suffered painfully, his friends were available to make terrific theological speeches, never once considering that God might work in ways beyond their theology! But when Job had an audience with God, he learned that it wasn't all about answers. Instead, he got a view of who God is. That knowledge, put into his wounded, tender heart, made the difference in his response to his horrific circumstances.

To help kids (or ourselves) deal with such times, we must remember that instead of asking "Why?" we must simply ask for God's help and then cling to the promise of His goodness. For as we live through an experience, it may be that God will reveal some "whys." But more importantly, He will reveal *Himself*—teaching tender hearts deep lessons of love and comfort that could not come in any other way.

Don't be afraid to admit to yourself or the kids you teach that we don't know the answers or reasons behind the hurt and pain of tragedy. Help kids know through your words and your example that they can hold on to God's solid promises of love and guidance.



Planning Page

Choose which centers you will provide and the order in which children will participate in them (see pp. 14-18 for schedule tips and pp. 24-25 for guidelines in combining older and younger children). Also plan who will lead each center (for staffing tips see pp. 19-21). Use the reproducible planning sheet (p. 238) to record your plans.

Bible Story Center

Bible Story ✪ Job Relies on God
Job 1; 2:1-10; 3; 38; 42

Younger Child Option ✪ Show pictures of things God has created to illustrate story

Older Child Option ✪ Talk about choosing to trust in God, and receive and label souvenir rocks as reminders of this choice

Art Center

Younger Child Option ✪ Make beaded heart hangers as reminders of God's love in all situations

Materials ✪ Bible; two long chenille wires, two colored plastic drinking straws and two jingle bells for each child; scissors; string or yarn, craft beads

Older Child Option ✪ Create spiral mobiles that remind children to trust in God in tough times

Materials ✪ Bible, Lesson 9 Pattern Page (p. 168), scissors, craft foam sheets, pens, hole punches, fine-tip markers; for each child: five 8-inch (20.5-cm) lengths and one 14-inch (35.5-cm) length of colored plastic lacing and six pony beads for each child

Game Center

Younger Child Option ✪ Participate in a Follow-the-Leader-Anywhere walk to talk about God's love in every place

Materials ✪ Bible

Older Child Option ✪ Play a game like Horse to describe situations in which kids can choose to trust God

Materials ✪ Bible, scratch paper, wastebasket

Worship Center

For the Younger and Older Child ✪ Participate in large-group activities to review Bible verse and to worship God together

Materials ✪ Bibles, Theme Music CD and player, song charts (pp. 248, 253), paper, markers

Coloring/Puzzle Center

Younger Child Option ✪ Review the Bible story while completing coloring page

Materials ✪ Lesson 9 Coloring Page (p. 169) for each student, crayons

Older Child Option ✪ Review situations in which they need to trust in God while completing puzzle page


Materials ✪ Lesson 9 Puzzle Page (p. 170) for each student, pencils

Bonus Theme Ideas

Bonus Theme Ideas can be used at any time during this session: as an additional activity center, to extend the session for a longer time, or for added theme excitement.

VIDEO FUN

Print some or all of the daily choices (see lesson titles) on separate sheets of paper. Help children form groups of five or six. Videotape each group of children calling out the words of one of the daily choices. Repeat activity, with different combinations of children (pairs, trios, entire group, individuals) and different daily choices. Show video during Worship Center.



ME SNACKS

Give each child a small paper plate. In separate containers, set out pretzel sticks, raisins and sliced cheese cut in rectangle and triangle shapes. Children use items to create and then eat body outlines.

Post a note alerting parents to the use of food. Also, check registraton forms for possible food allergies.

WATER FUN

If you have a grassy field, play a water game with children. Children form teams of six to ten players each. Use yarn to designate a start and finish line approximately 10 feet (3 m) apart. First player on each team gets down on all fours. Place a disposable bowl with a small amount of water on each player's back. At your signal, player moves to the finish line, keeping the bowl of water balanced on his or her back. If bowl falls off, be ready to quickly add more water to bowl so that player can continue the relay. When player reaches the finish line, he or she dumps the water on the ground, runs back to the team and places the bowl on the back of the next player. Refill the bowl with water. First team to complete the relay wins.

Bible Story Center

for younger children * Job 1; 2:1-10; 3; 38; 42

Collect * Bible.

Introduction * Make a happy face if you can think of something that makes you happy or glad. Children respond. Sometimes sad things happen to people. Make a sad face. Children respond. Listen to the Bible story to find out what sad things happened to a man in Bible times and how God showed His love.

Tell the Story * A man named Job had some terrible things happen to him. A huge storm killed all his children. His animals were all stolen. Then, he got very sick. Job had sores all over his body. He was very sad. But God had not forgotten about Job. God still loved Job and cared for him. When Job was sad, his friends came to visit him. That was a good thing, but his friends did not say good things to Job. They talked a lot, but their words did not help Job understand why his life was so sad.

So God talked to Job. God wanted Job to understand how great God is and how much He cared about all His creation, including Job!

God said, "Tell me, Job, do you know how I made the earth? And do you know how I move the water in the oceans to keep their waters from washing all over the land? Job, can you make the sun rise? Or can you make the rain fall? Do you make the grass grow so the animals can eat?"

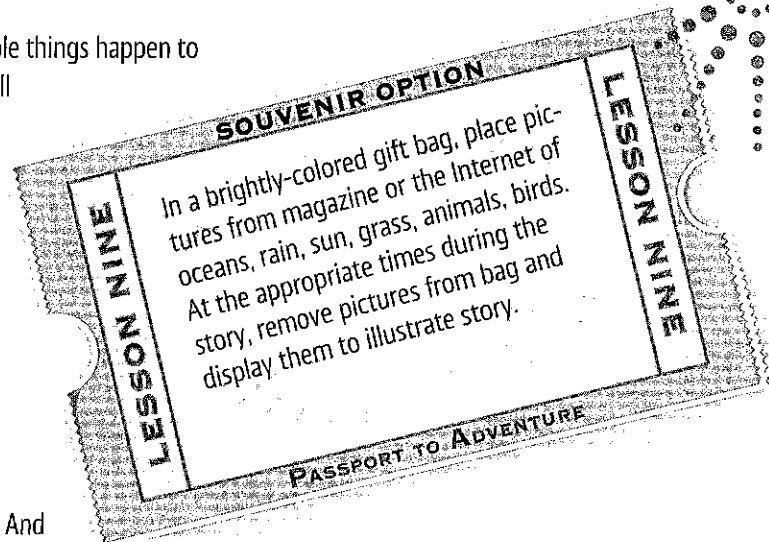
Job thought about the world. He knew that he couldn't control the oceans or make the sun rise. He couldn't make food for the birds and animals. He couldn't make rain fall or grass grow. Then Job remembered God's love and power.

Job said to God, "I know you can do all things. Now I understand Your power and Your love. I'm sorry that I did not understand. I will trust You."

Now Job trusted that God would do what was best. Later, God gave Job twice as many animals as he had before. God also gave Job more children and more of everything! Job learned that he could trust God's love and power all the time!

God's Word & Me * Job lived through a very hard time. Job knew that God would always help him and care for him. We can know that God always cares for us, too.

In the Bible it says, "God is my helper. I trust Him." When we trust God, it means we remember that God always loves and cares for us. Even when we are having a bad day or we are scared, God will help us. Pray, Dear God, thank You for loving us and always helping us. Help us trust You. In Jesus' name, amen.



Bible Story Center

for older children * Job 1; 2:1-10; 3; 38; 42

Collect * Bible, paper, markers.

Introduction * What does a kid your age usually do when something bad or sad happens? Children respond. Listen today to find out what a man did when some really TERRIBLE things happened to him.

Before telling the Bible story, give children paper and markers. Assign each child one of the following items to draw (more than one child may draw each item): windstorm, sad face, earth, ocean, flowers, clouds, sky, sun, rain, grass. As you tell the story, show or have children show the appropriate pictures. (Optional: If time in class is limited, collect pictures ahead of time.)

Tell the Story * Job lived in Old Testament times. Job loved God. God helped Job have great wealth and a wonderful family—twice! Let's find out how that happened. One day, Job was minding his own business when suddenly EVERYTHING went wrong! First, a terrible windstorm destroyed the house where ALL Job's children were. They all died. Then, all of Job's animals and servants were stolen. Only a few servants even survived to tell him what had happened! Job must have begun to wonder, *What is going on?* On top of that, Job became very sick. It was TERRIBLE!

Job began to wonder if God had forgotten ALL about him! Job must have been so sad.

Job's friends were no help. They just kept telling him what a bad guy he was. Even Job's wife was not much comfort to him. But God had not forgotten about Job, no matter how he felt. Even though sad, terrible things had happened, God still loved and cared for him.

What Job wanted most of all was to ask God his questions: *Why was I having so much trouble? Why didn't things get better?* Job probably had MANY more questions!

Well, one day, God DID talk to Job. But He didn't answer Job's questions! Instead, He asked Job questions!

Here's what God said: "Tell me, Job, do you know how I made the earth? And do you know how I control the oceans and keep their waters from washing all over the land?"

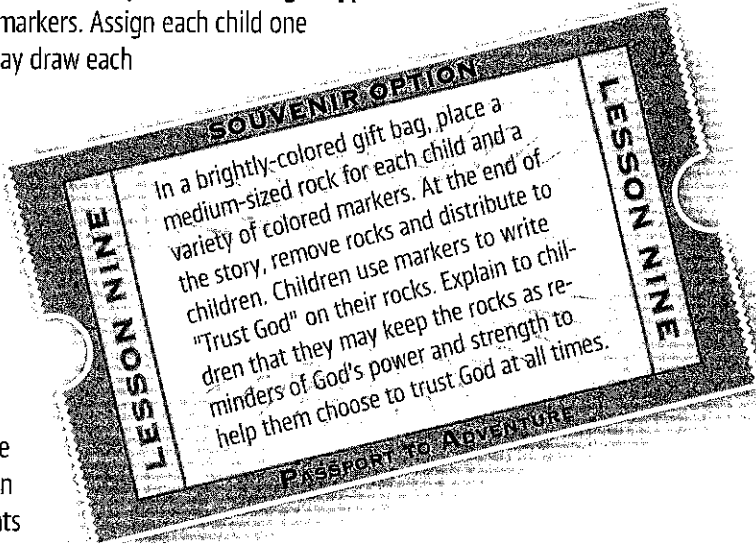
Job probably thought about the beautiful world, with its flowers, clouds and sky. He thought about how the ocean tides that went in and out. Job KNEW God made it all and controlled it!

But God wasn't finished asking questions! "Job, can you make the sun rise? Or can you make the rain fall and the grass to grow?"

Well, Job didn't know. *How DID God make the clouds or the rain? How DID He make the little grass seeds to sprout and grow?* he wondered. One thing Job DID know for sure—he couldn't make the sun or make it rain. Job couldn't make the grass grow. Only God can do that!

God had MORE questions to ask Job. "Do you know how to control the stars?" Job couldn't even count all the stars—maybe he had even tried! Job surely couldn't control them!

"And Job, can you give food to the birds and the lions?" God asked. "Can you help the mother deer teach their babies to live on their own in the forests? Can you make horses that run SO FAST, the ground flashes by underneath them? And Job,"



God continued, "Does the eagle fly at your command? Are you the one who tells him to build his nest on rocky ledges high above the ground?"

Job thought of the animals and their amazing ways. Maybe Job remembered watching an eagle perched on the edge of its nest, carefully watching for food, when it flew off the nest, swooped down and caught the food. Job knew that God was the One who had made all those things.

Job thought long and hard about all his troubles. Then he thought about God's love and power. Finally, Job said to God, "Now I know that You can do all things. All that You have planned will happen. Before, I had heard about You, but I did not understand Your power or Your love. Now I realize all that You can do. I'm sorry that I did not trust You."

Job's troubles hadn't changed—but Job had changed. Now, Job realized he could trust God to do what was best—in His own way and in His own time! It wasn't Job's job to demand that God tell him why the bad things in his life had happened or tell Him what to do. He is GOD!

Later, Job got well again. God gave him twice as many animals as Job had ever had before. God also gave him seven more sons and three more daughters! Job still had a long, healthy life ahead of him, so he could enjoy all that God had given him.

Most important of all, Job finally understood God's greatness. And Job learned that he could trust God's love and power when things were going well and ALSO when things were going badly. God helped Job learn that he could depend on Him ALL of the time.

God's Word & Me ✨ Job lived through some bad times. But, even in those bad times, he discovered that he could choose to trust God. Job learned to rely on God's love and power. Read or ask a child to read Psalm 91:2. When we're members of God's family, God doesn't promise that nothing bad will ever happen to us. But He does promise us that He is with us. We can always choose to trust Him.

- ✨ **When bad things happened to him, what did Job do?** (He talked to God.)
- ✨ **What did Job learn?** (That he could always depend on God's love and power.)
- ✨ **When are some times that kids your age feel that life is unfair and might wonder if God still loves them?**
- ✨ **What are some of the ways that God helps us know His love and power?** (Gives promises in the Bible. Provides people who care for us and help us know what to do. Answers our prayers.) Pray with children, asking God to help them remember that even when things are hard, He is in control and He cares for them.

Game Center

for younger children * Job 1; 2:1-10; 3; 38; 42

Collect * Bible.


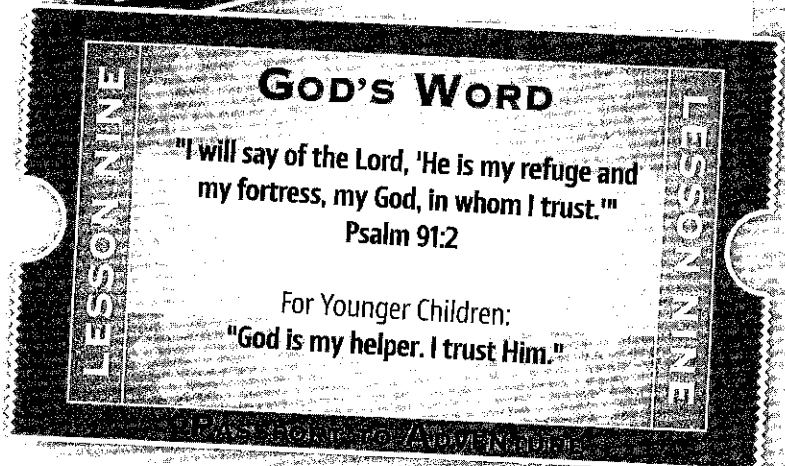
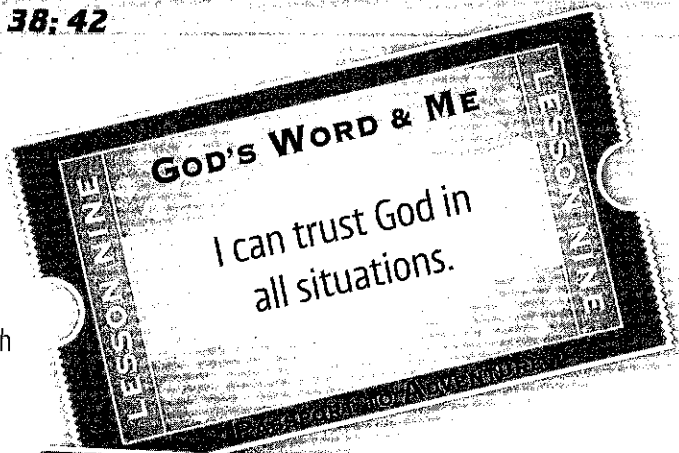
Do

1. Take children on a Follow-the-Leader-Anywhere walk.
2. Stop often to announce, "We're (throwing balls at the park, climbing a mountain, swimming in the ocean, walking through the desert, etc.)."
3. Children stop with you to act out the action at that place and then say, "God loves me at the (park)!" before continuing on the walk.

Talk About

- * We're having fun pretending that we are going lots of different places today. Kayley, where do you like to go? God loves you and cares for you at the (campground).
- * Sometimes we might feel worried or afraid when we go someplace. But no matter where we go or how we feel, God loves us and cares for us.
- * God loves us. He will always help us. Pray briefly, Dear God, we are glad You love us. Please help us trust You when we are happy. Help us trust You when we are scared or sad. Thank You for helping us. In Jesus' name, amen.

For Older Children * In pairs, children act out what they would do in one of the places named above or places of their own choosing. Other children guess the places. After each place is identified, talk about situations in those places when kids need to trust in God's help and brainstorm ways God shows His love and power in those situations.



Game Center

for older children * Job 1; 2:1-10; 3; 38; 42

Collect * Bible, scratch paper, wastebasket.

Prepare * Set wastebasket where two teams can easily toss paper balls into it.

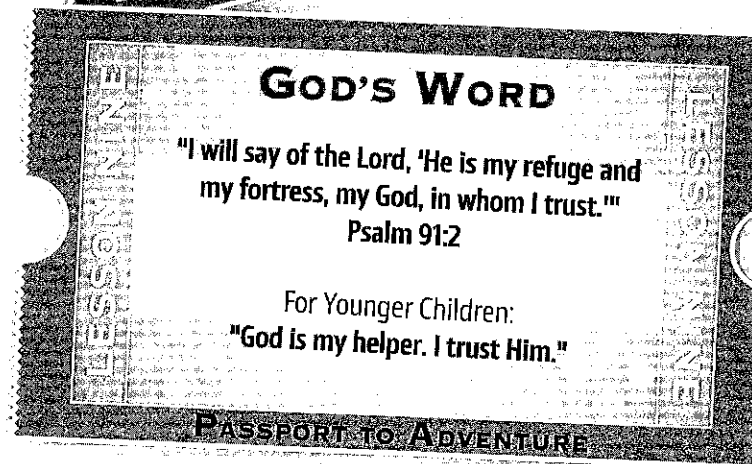
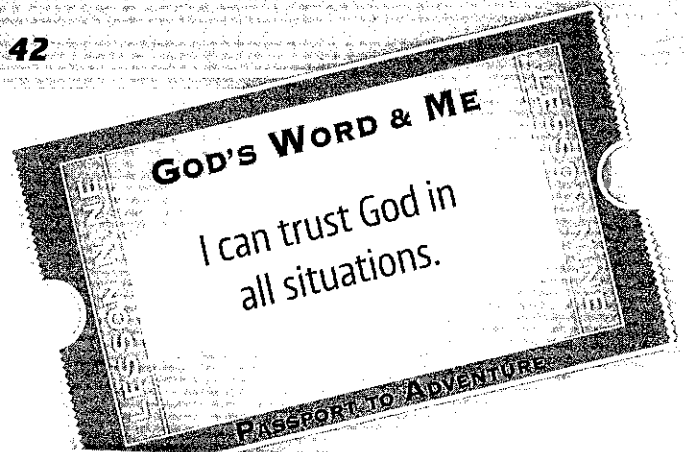
Do

1. Children play a game like Horse. Each child crumples a paper into a ball.
2. Children form two teams. Team members take turns telling a situation in which kids their age need to trust God and then tossing papers into the wastebasket. With each successful toss, team gains a letter of the word, "TRUST." Team getting all letters first wins the round.

Talk About

- * **Cade, you told about a time when a kid has to move to a new school. What might God do to show His love and power in that situation?** (Help the kid make new friends. Help the kid find a new sports team to join.)
- * **Read Psalm 91:2. How does this verse describe God?** (Refuge. Fortress.) **What is a refuge?** (A safe place.) **A fortress?** (A place with high, strong walls that nothing can penetrate.) **What are times people might need a refuge or a fortress?**
- * **Think about the tough situations we talked about today. In every situation, we need to trust God. Let's thank Him that we can trust Him.** Lead children in prayer, thanking God for His care and asking His help to remember to trust Him in every situation.

For Younger Children * Younger children stand closer to wastebasket. With each throw, everyone says, "God is my helper. I trust Him."



Art Center

for younger children * Job 1; 2:1-10; 3; 38; 42

Collect * Bible; two long chenille wires, two colored plastic drinking straws and two jingle bells for each child; scissors; string or yarn, craft beads.

Prepare * Twist ends of two chenille wires together to make one long piece for each child. Cut straws into 1-inch (2.5-cm) pieces, about two straws for each child. Cut string or yarn into 12-inch (30-cm) lengths, one for each child.

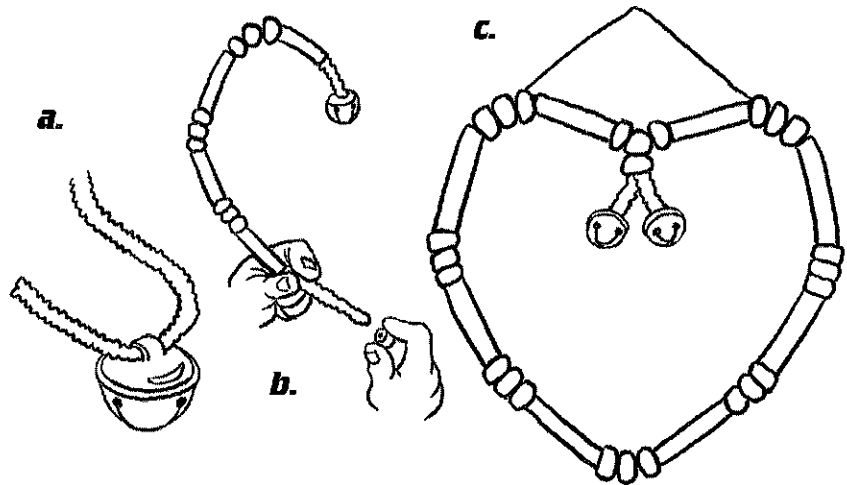
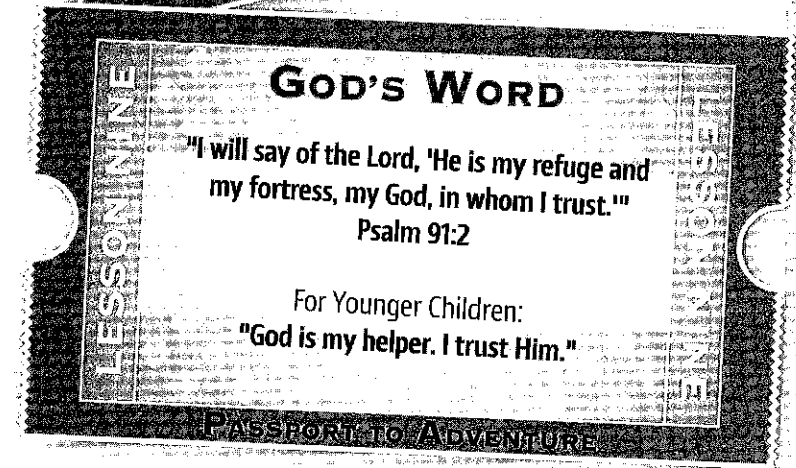
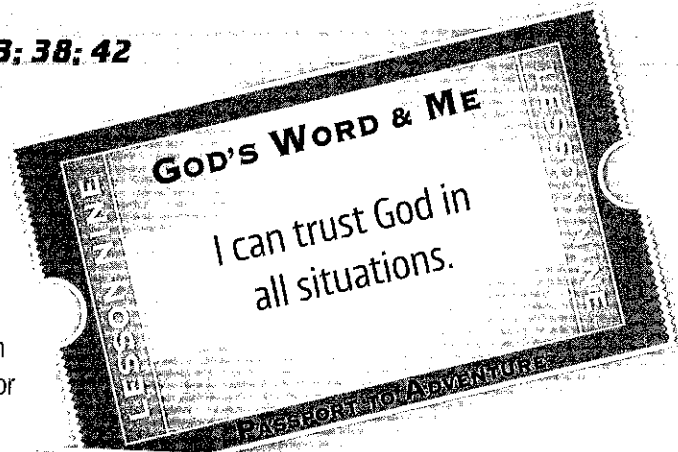
Do

1. Child attaches one jingle bell to one end of prepared chenille wire (see sketch a). Child threads beads and straw pieces onto wire as desired.
2. Child attaches another jingle bell to the other end of the chenille wire. Help each child curve beaded wire to make a heart shape (see sketch b) and twist ends to finish the heart shape (see sketch c).
3. Tie string or yarn to top of each side of heart for hanger (see sketch c).

Talk About

- * Kennedy, what colors of beads have you put on your heart hanger? The heart shape reminds us of God's love and care. No matter where we go, God loves us and will help us.
- * I like to (swim in the ocean). Nathan, where do you like to go? What do you like to do there? Everywhere we go God loves us and always wants to help us. The Bible tells us, "God is my helper. I trust Him." Pray briefly, Dear God, thank You for loving us. Please help us to remember that You love us. In Jesus' name, amen.

For Older Children * Provide alphabet beads for children to form the first letters of words in slogans on their hearts (TG for Trust God, GWHM for God Will Help Me, etc.).



Art Center

for older children * Job 1; 2:1-10; 3; 38; 42

Collect * Bible, Lesson 9 Pattern Page (p. 168), scissors, craft foam sheets, pens, hole punches, fine-tip markers; for each child: five 8-inch (20.5-cm) lengths and one 14-inch (35.5-cm) length of colored plastic lacing and six pony beads for each child.

Prepare * Use the Pattern Page to draw spiral pattern on each sheet of craft foam. Mark holes with a marker. Make a sample spiral mobile, following directions below. (Note: If time in class is limited, provide precut craft foam shapes and have helpers ready to assist with typing knots.)

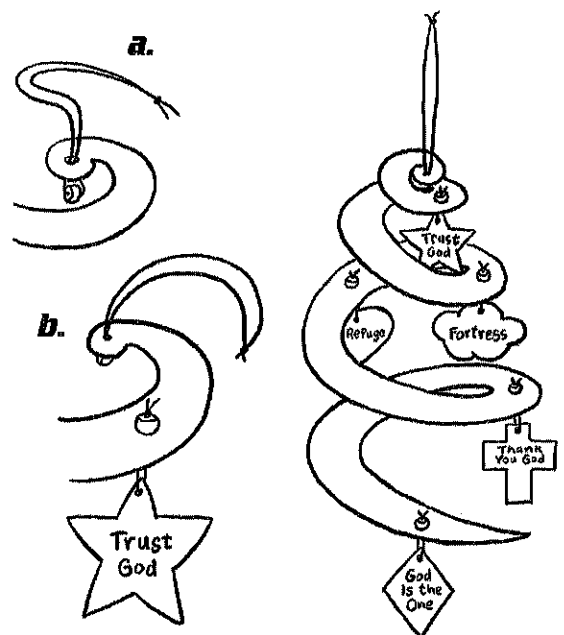
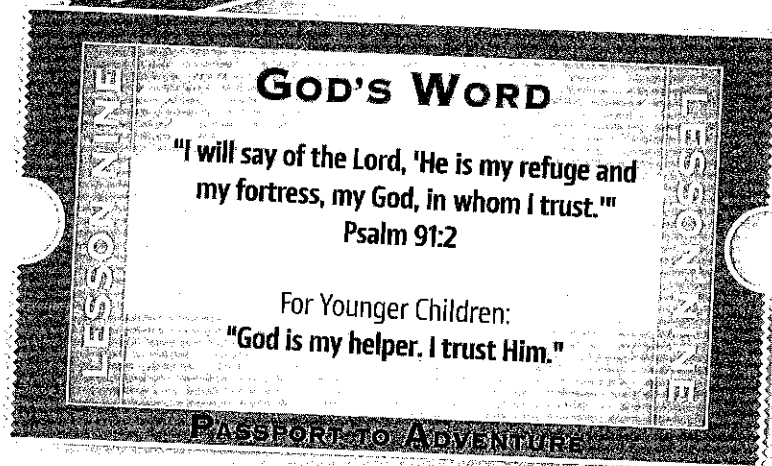
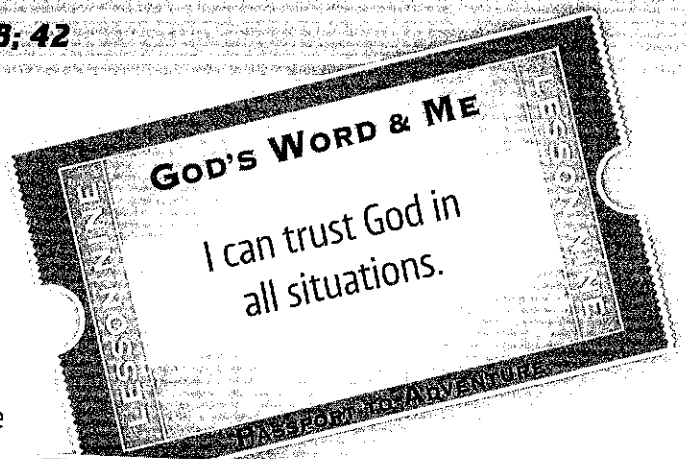
Do

1. Child cuts spiral from foam and punches holes as marked.
2. Child threads a bead onto the long length of lacing and pulls ends even. From the underside of the spiral, child threads ends through the hole in the spiral center and ties ends together to make a hanger (see sketch a).
3. Child cuts other 2- to 3-inch (5- to 7.5-cm) foam shapes (stars, suns, crosses, clouds, etc.). On each shape, child letters a phrase or word of Psalm 92:1 or slogans about trusting God. Child punches a hole in each shape, attaching it in the same way as the hanger but with bead on top of hanger below knot (see sketch b). Child decorates mobile as desired with markers.

Talk About

- * LaVonda, what words did you put on your mobile? When might a kid your age need to remember to (trust God)?
- * Read Psalm 91:2. What do you learn about God from this verse? Why might someone call God a refuge or a fortress?
- * Where will you hang your mobile so you'll see it and remember to trust God in every situation? Let's thank God that no matter the situation, He is always worthy of our trust! Pray, asking God to help children remember to trust Him in all situations.

For Younger Children * Precut shapes and letter "God Loves You" on some shapes. Children decorate shapes. Help children punch hole in top of each shape, thread onto 24-inch (.6-m) length of lacing and tie ends of lacing in a knot. Child wears around neck.



Worship Center

Job 1; 2:1-10; 3; 38; 42

Collect * Bibles, Theme Music CD and player, song charts (pp. 248, 253), paper, markers, at least two balls, chairs or low portable room dividers.

Preparation * Divide Psalm 91:2 into four sections. Print each section on a sheet of paper. Number the papers in order. In each corner of the room (or in four open areas of the room) place several chairs or room dividers representing "fortresses." Place one verse paper in each fortress.

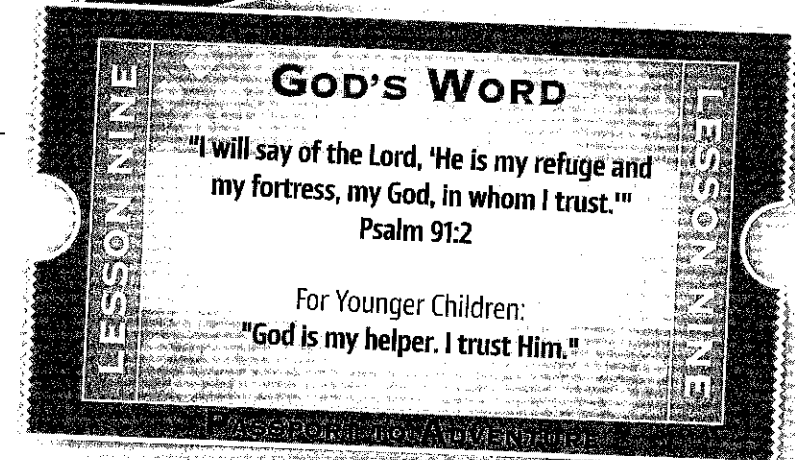

Team Game * Divide group into at least two teams. Six to eight players from each team make a single-file line in an open area of the room. Everyone in the line except the first and last players stands with legs spread out wide to form tunnels. At your signal, first player on each team rolls ball through the tunnel. Last player in line catches the ball. Then first player runs to the back of the line and ball is passed up to the front of the line. Play continues until all players have had a turn to roll the ball through the tunnels. Team members cheer for their teams.

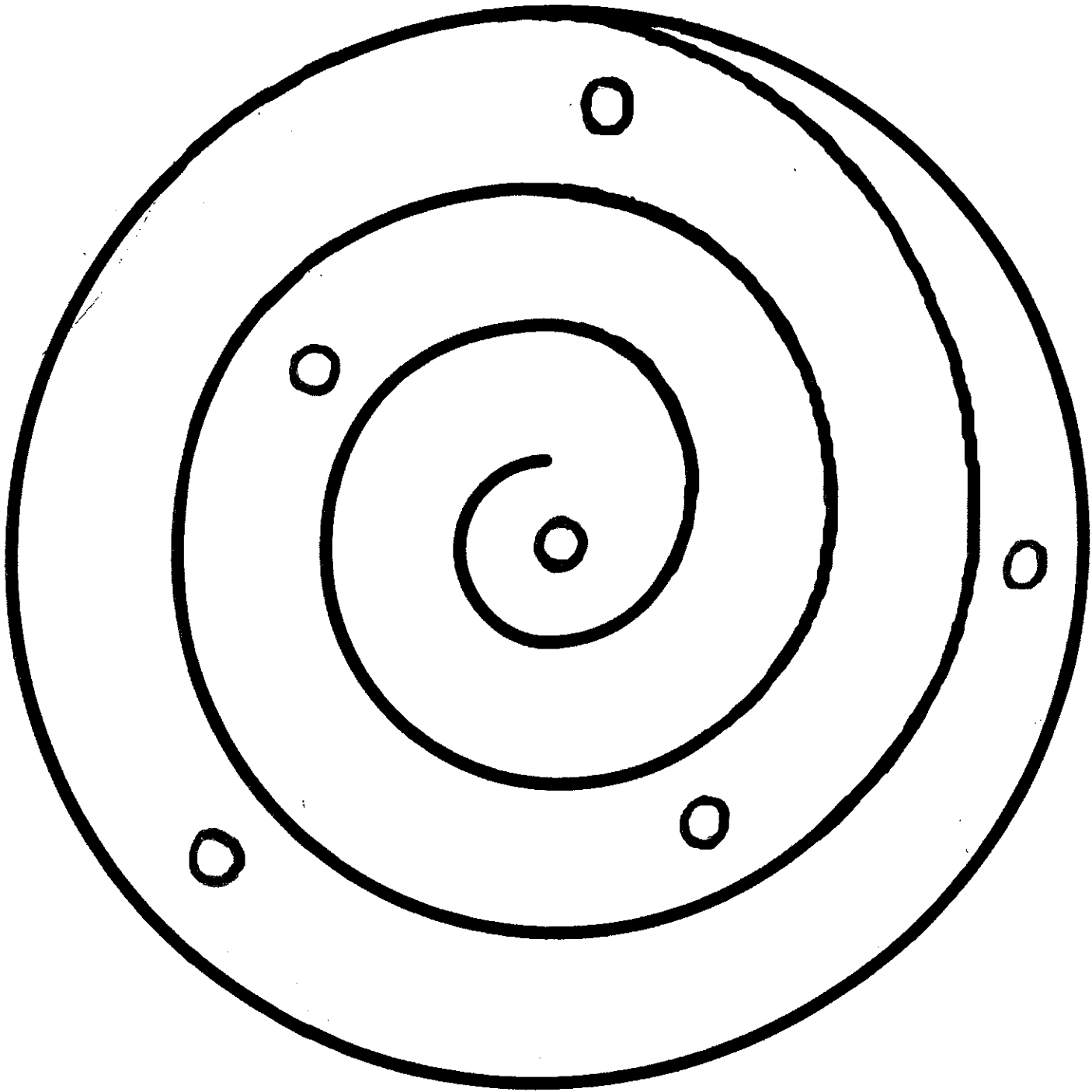
Bible Verse Game * Repeat Psalm 91:2 aloud with children. Children stand and walk in a circle while you repeat the words of the verse. When you say the word "fortress," children move to the closest "fortress" (group of chairs or room dividers). Lead children to repeat Psalm 91:2 together, with children in each fortress saying their section of the verse in order. Repeat as time permits.

Song * You, or another leader, lead children in singing "Trust in the Lord," adding motions and/or clapping if desired.

Prayer * How many words can you think of that describe God? Volunteers answer. All of these words remind us of why we can choose to trust God to care for us and help us in all situations. Lead children in prayer, thanking Him for His strength and power.

Song * You, or another leader, lead children in singing "The Captain's Call," adding motions and/or clapping if desired.







Job trusts in God's love.

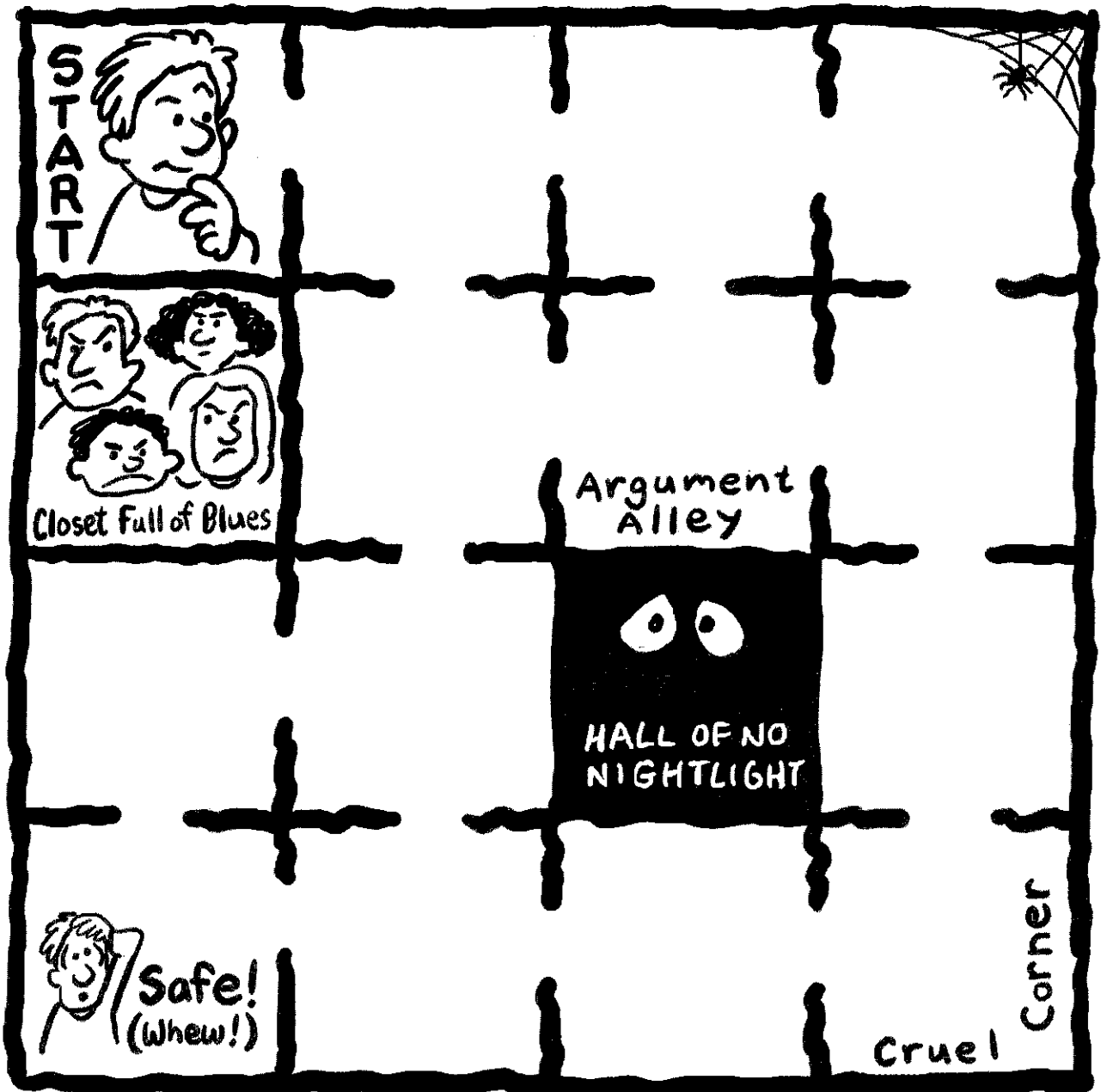
Job 1-2:10; 3; 38; 42

What has God given you to show His love for you?

TREK THROUGH TROUBLE

WELCOME to the Hall of Troubled Times! You must find one continuous path from "start" to "safe!" which goes through every box EXCEPT the ones containing obstacles. You may only go through each box once, and your path cannot cross itself.

It's not easy to get through troubled times, but it CAN BE DONE! There's only ONE way!



What words could you say to yourself the next time you're in the middle of a tough time?