

WONDER[®] CELEBRATE

All Ages (3–12)

Spring 2023



Reproducible Kids' Book

SCOPE AND SEQUENCE

FALL 2022–SUMMER 2023



Fall 2022	Winter 2022–23	Spring 2023	Summer 2023
UNIT 1: CALL	UNIT 1: HOPE	UNIT 1: PARABLES	UNIT 1: IDENTITY
Hannah 1 Samuel 1:1-28	An Angel Visits Mary Luke 1:26-38	The Good Samaritan Luke 10:25-37	I Am Exodus 3:13-15
God Calls Samuel 1 Samuel 3:1-21	An Angel Visits Joseph Matthew 1:18-24	The Two Houses Matthew 7:24-27	Good Shepherd Psalm 23
Samuel Anoints Saul 1 Samuel 7-8; 10:17-24	Jesus Is Born Luke 2:1-7	The Sower and the Seeds Matthew 13:1-9	Abba Mark 14:32-42
Samuel Anoints David 1 Samuel 16:1-13	Angels Visit the Shepherds Luke 2:8-20	The Last Supper Mark 14:12-26	Alpha and Omega Revelation 22:1-13
UNIT 2: SEEKING	UNIT 2: BELIEVE	UNIT 2: RESURRECTION	UNIT 2: BIBLE
David Plays Music 1 Samuel 16:14-23	Wise Men Visit Jesus Matthew 2:1-12	Palm Sunday Mark 11:1-11	Noah Genesis 8:1-22; 9:7-17
David and Goliath 1 Samuel 17:1-51a	Jesus' Baptism Mark 1:4-11	Easter Luke 24:1-12	Jonah Book of Jonah
David and Jonathan 1 Samuel 18:1-5; 20:1-42	Jesus Calls Levi Mark 2:13-17	Emmaus Luke 24:13-35	Daniel Chooses Daniel 1:1-21
Solomon Prays for Wisdom 1 Kings 2:1-4; 3:1-15	Jesus Feeds Five Thousand Luke 4:14-30	Thomas John 20:19-31	Shadrach, Meshach, and Abednego Daniel 3:1-30
Solomon Builds the Temple 1 Kings 6:1-8:66	Jesus Walks on Water Mark 6:45-52	Ascension Luke 24:50-53	Daniel and the Lions Daniel 6:1-28
UNIT 3: VOICE	UNIT 3: KINGDOM	UNIT 3: MINISTRY	UNIT 3: CELEBRATE
Elijah and the Ravens 1 Kings 17:1-7	Jesus and the Children Mark 10:13-16	Peter Matthew 16:13-20	The Year of Jubilee Deuteronomy 15
Elisha and the Widow's Jars 2 Kings 4:1-7	The Lost Sheep and the Lost Coin Luke 15:3-10	Peter and Tabitha Acts 9:36-43	The Passover Deuteronomy 16:1-8
Isaiah Is Called Isaiah 6:1-8	The Forgiving Father Luke 15:11-32	Peter in Prison Acts 12:1-17	The Festival of Weeks Deuteronomy 16:1-8
A Time Is Coming Jeremiah 23:5	The Widow's Coins Luke 21:1-4	Pentecost Acts 2:1-41	The Festival of Booths Deuteronomy 16:13-17

Table of Contents

UNIT 1: PARABLES

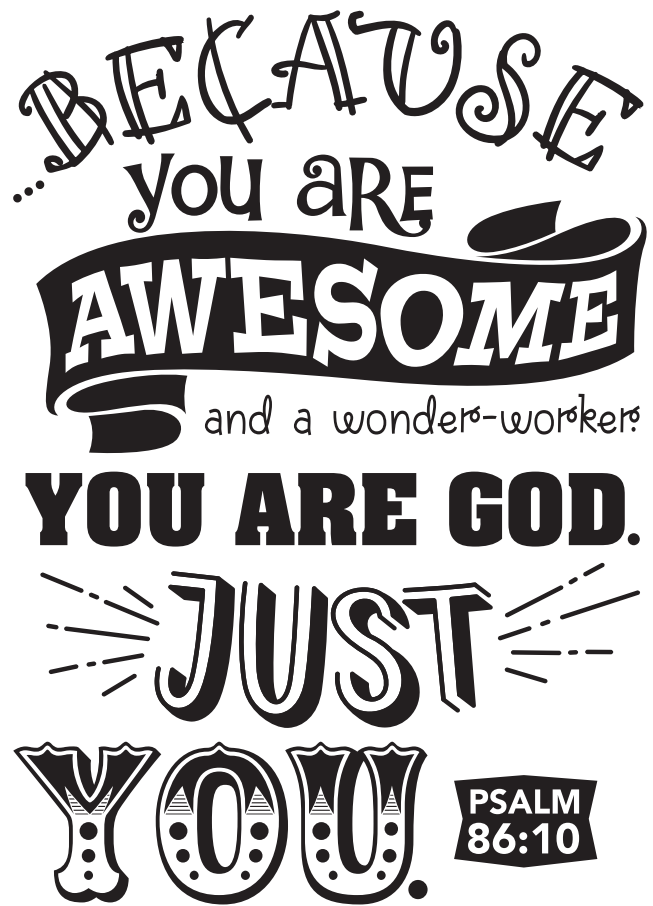
- 3 1. The Good Samaritan
Reproducibles 1A–1G
- 10 2. The Two Houses
Reproducibles 2A–2G
- 17 3. The Sower and the Seeds
Reproducibles 3A–3G
- 24 4. The Last Supper
Reproducibles 4A–4G

UNIT 2: RESURRECTION

- 31 5. Palm Sunday
Reproducibles 5A–5G
- 38 6. Easter
Reproducibles 6A–6G
- 45 7. Emmaus
Reproducibles 7A–7G
- 52 8. Thomas
Reproducibles 8A–8G
- 59 9. Ascension
Reproducibles 9A–9G

UNIT 3: MINISTRY

- 66 10. Peter
Reproducibles 10A–10G
- 73 11. Peter and Tabitha
Reproducibles 11A–11G
- 80 12. Peter in Prison
Reproducibles 12A–12G
- 87 13. Pentecost
Reproducibles 13A–13G
- 94 Answer Key



Celebrate Wonder All Ages is a curriculum that honors the spiritual life of children. *Celebrate Wonder All Ages* will engage children in open-ended exploration and inquiry of the Bible. Through experiential activities, spiritual practices, and reflection, *Celebrate Wonder All Ages* serves as a biblical guide to help children make meaning for their lives. This curriculum seeks to deepen children's faith formation and to create a safe space for children to ask big questions and claim their spiritual identity as children of God.

Please visit **CokesburyKids.com**, where you can find training videos, blog posts, free stuff, and more.

Here's How the Reproducible Kids' Book Works

CELEBRATE WONDER ALL AGES resources are designed for children ages 3–12 to learn together or separately. The Leader Guide includes suggestions for both group activities and individual activities. Some of the activities use reproducible sheets from

this book. Reproducible sheets are labeled at the top. Choose the activities that will work best for your group. Simply tear out the sheets you want to use; they are perforated in the center. Then photocopy the sheets you need for each child.

Each reproducible sheet is clearly numbered for easy identification. For each session, there are seven sheets, numbered with the session number and the letters A–G. Reproducibles F and G are Take-Homes with the Bible story and spiritual practice to share with parents.


The pages are perforated on the inside edge to make it easy to remove for photocopying.

The session number is listed at the bottom of the page.

Title	Type of Activity
-------	------------------

7A
Going to Emmaus – Puzzle

Help the disciples get to the city of Emmaus. Who did they meet along the way?



Session 7 Spring 2023
Art: Mark Collins/Illustration Online LLC

45

www.cokesburykids.com
Celebrate Wonder All Ages © 2022 Abingdon Press

1A

The Good Samaritan – Craft

Jesus told a parable about a man who was hurt and another man who helped him. Color and cut out the Bible story figures to help you retell the Bible story.



1B

Memory Verse – Coloring Page

Jesus told many parables. What do you know about parables? Color the page to help you remember this month's Bible verse.



1C

Tell the Story – Comic

Tell the story as if it happened today. Who was there? What did they say and do? Write and illustrate your modern retelling using the comic strip.

The comic strip template is composed of six panels arranged in three rows. The first row has a large square panel on the left and a rectangle on the right. The second row has a small square panel on the left and a large rectangle on the right. The third row has two large rectangles, with a diagonal line separating them.

Good Neighbor – Activity

Who is a good neighbor? Match the name of the community member with the correct picture. Do you know someone who is a good neighbor? Color the page.


Doctor
Teacher
Cat
Friend
Pastor
Firefighter



1E

What Would You Do? – Interviewing

Interview your friends and family members. Have each person draw themselves on one of the figures and what they would have done when they encountered the man on the side of the road. Share your ideas together.



1F

Parables – Faith Word Coloring Page

This month's Faith Word is *parables*. Parables are the stories Jesus told that teach us how to live. What is your favorite parable?



The Good Samaritan – Luke 10:25-37

What does it take to have eternal life?
Jesus says to love your neighbor. But who is your neighbor? Jesus says a neighbor is like a good Samaritan.

There once was a man who was traveling down a road when he encountered thieves. The thieves hurt the traveling man and left him in a ditch on the side of the road. Were the thieves good neighbors?

A priest was traveling down the same road and he saw the hurt man. But he did not help. He crossed to the other side of the road and walked right past him. Was the priest a good neighbor?

Then a Levite walked down the road and passed the injured man, but he just kept on walking. Was the Levite a good neighbor?

Then there was a Samaritan. When he saw the man who was hurt, he took care of him. He bandaged his wounds and helped him to safety. Was the Samaritan a good neighbor?

Who was the best neighbor in the story?
How can you be like the good neighbor?

Family Spiritual Practice

Read the story of The Good Samaritan together. Take turns as a family acting out the parable, having each member play different parts.

Wonder: Who do you identify with most in this Bible story?

Do: Create hygiene care kits to keep in your car and give to people in need. Include things like socks, toothbrush, toothpaste, soap, adhesive bandages, and bottled water in a large Ziploc bag.

Pray: Dear God, thank you for showing us how you want us to love others. Amen.



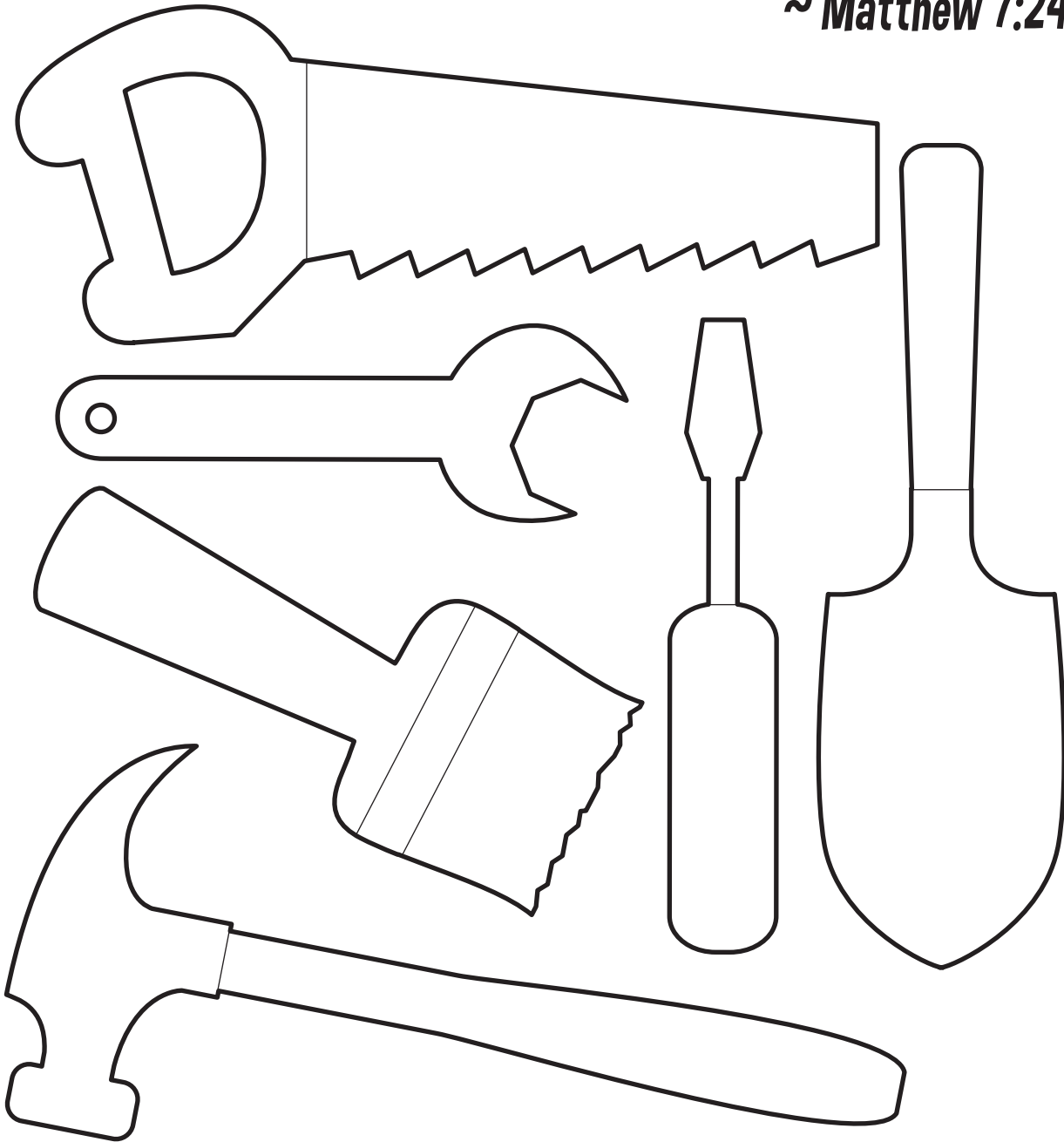
2A

Tools for Building – Coloring Page

Color the tools. What tools would you use to be a wise builder?

***Everybody who hears these words of mine
and puts them into practice is like a wise builder.***

~ Matthew 7:24



2B

A Wise House – Color by Number

Use the numbers to color the image and reveal a picture to remind you of the Bible story.



- | | | | |
|-----------------------|------------------------|----------------------|--------------------|
| 1 - LIGHT BLUE | 4 - LIGHT GREEN | 7 - DARK GRAY | 10 - ORANGE |
| 2 - DARK BLUE | 5 - DARK GREEN | 8 - BROWN | 11 - RED |
| 3 - TAN | 6 - LIGHT GRAY | 9 - YELLOW | 12 - PINK |

2C

A Good Foundation – Craft

Cut out the words that you would use to be a wise builder or write in your own. Glue your rocks to another piece of paper, stacking them in order of most important to least important. Share your wise buildings with your friends.



faith



acceptance



love



strength



peace



justice



mercy



Jesus

2D

My House – Art

Color and cut out the pieces to create your own house. Be creative and add as many details as you would like!



2E

Foolish or Wise? – Activity

Jesus used a parable to teach that some things are wise and some things are foolish. Color and cut out the shapes to create your Foolish/Wise sign.

Wise

Foolish

2F

Home Scavenger Hunt – At-Home Activity

Gather all the items below that you have in your home. What can you do or make with these items? Create a special place in your home to celebrate these items as a family. Say a prayer together.

blanket(s)

pillow(s)

flashlight

stuffed animals

Bible

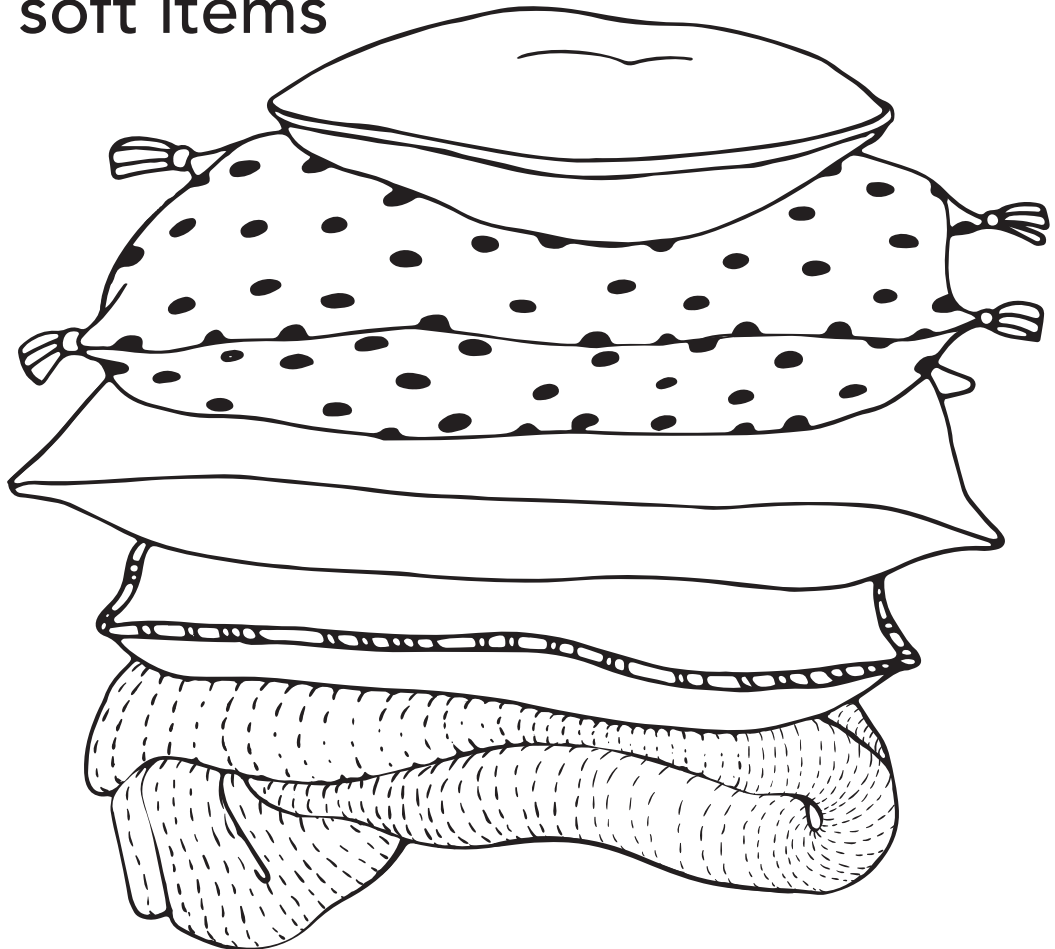
other soft items

books

pictures of
loved ones

snacks

family and friends



The Two Houses – Matthew 7:24-27

Jesus teaches us about wisdom by telling us a story of two builders.

The first builder built a house on rock. Rock is a solid foundation and helps a house stand strong.

The other builder built a house on sand. Sand sinks and is soft. The house on the sand was not very sturdy.

After the builders constructed their houses, storms, rain, and floods came.

The house built on the rock did not fall, but the house built on sand was destroyed.

Family Spiritual Practice

Read the story of The Two Houses together. Use different blocks or toys to help you retell the story at home.

Wonder: What do the houses in this parable represent? What did you learn from this Bible story?

Do: Think of ways that your family can have a "solid foundation." Make a list of things you can do as a family to make wise choices and help your family "stand strong."


Pray: Dear God, thank you sending Jesus to teach us how to live. Help us to apply what we are learning to our lives. Amen.



3A

My Flower – Craft


Seeds grow into flowers. Color and cut out the pieces of the flower. Then, put the pieces together to make a flower.



3B


Blooming – Science

What does it take for a flower or plant to grow? Draw a blooming flower and color the page.



Your Path – Journaling


The parable of the sower and the seeds describes four different paths. What do you think each of these paths represent? What does your path look like in your faith? Draw or write your answers below.



3D


Sow the Seeds – Activity

What might grow on a path, in good soil, from thorns, or under rocks? Color the page.
Cut out the images at the top of the page and match them with the correct soil.



Flowers – Coloring Page

Color the page. Do you like flowers? What do flowers remind you of?



Planting – At-Home Activity

Follow the instructions to see what happens when you plant an avocado seed.

Time

- 10 minutes

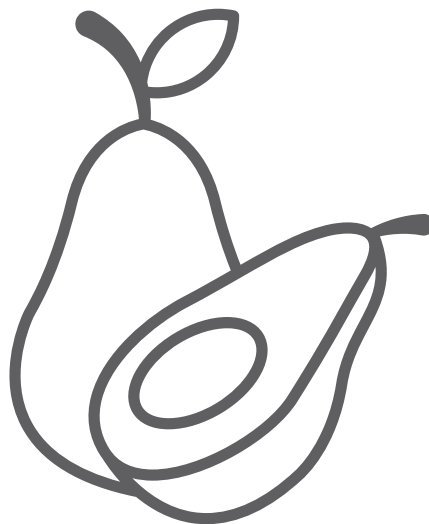
Supplies:

- Empty jar
- Toothpicks
- Water
- An avocado pit



Directions

1. First, eat an avocado.
2. Use four toothpicks and stick them in the sides of the avocado pit for stability.
3. Place the avocado pit in the jar.
4. Fill the jar with water so that the water covers half of the pit.
5. Place in a sunny spot and water daily. The seed will sprout in several days.



The Sower and the Seeds – Matthew 13:1-9

Seeds grow into strong plants and beautiful flowers when they are good soil.

Jesus wants us to hear this story and pay attention to all he did and said.

A farmer scattered seed in different places: on a path, on rocks, on thorny plants, and on good soil.

When the seeds fell on the path, birds ate them right up. *(Pretend to be a bird and flap your arms like wings.)*

When the seeds fell on the rocks, the sun burned the plants and they dried up. *(Start crouched down and then slowly stand up. Pretend you are in the sun and wither from the heat).*

When the seeds fell on the thorns, the seeds were choked. *(Start crouched down and then slowly stand up. Once you are halfway up, freeze suddenly).*

But, when the seeds fell on the good soil, the plants grew and grew. *(Start crouched down and then slowly stand up. Raise your arms to the sky like a happy plant.)*

Family Spiritual Practice

Read the story of The Sower and the Seeds together, following the actions included in the story.

Wonder: Why did some seeds grow while others did not? What do the seeds represent?

Do: Visit a botanical garden in your area to enjoy God's beautiful creation, or visit a community garden. Consider planting flowers in your community where they can be enjoyed by many.


Pray: Dear God, thank you for teaching us through stories and through your creation. Amen.



4A

Remember Jesus – Coloring Page


Jesus shared a special meal with his friends and asked them to remember him. Color the page to help you remember Jesus.



4B

Bread and Cup – Craft

Color the bread and cup. Cut out the images to help you remember the story.



Passover – Activity

Passover is a Jewish tradition that is celebrated every spring. At the beginning of Passover, Jewish families share a special meal called the Seder. Jesus was celebrating this special meal at the Last Supper. Below are some things you would see at a Seder. Can you guess the foods?



Lamb Shank Bone
Horseradish


Boiled Egg
Charoset

Parsley
Green Vegetable

4D

Mealtime – Drawing

What special meals do you and your family share? Draw the meal on the page and color your illustration.




4E

Different Meals – Puzzle

The meal Jesus shared with his disciples is called the Last Supper. Find and circle the differences between the two pictures of the Last Supper.



Family Recipe – At-Home Activity

[illegible]

The Last Supper – Mark 14:12-26

The disciples asked Jesus where they were to prepare for the Passover meal. Passover is a Jewish festival celebrated to remind the Israelites how God had rescued them from slavery in Egypt.

Jesus told the disciples to go into the city and find the house where they would celebrate together.

That evening while Jesus and the disciples were sharing the Passover meal, Jesus said a strange thing. He said, "One of you will betray me."

The disciples were confused and upset. They didn't yet understand that Jesus was going to die. Each disciple asked Jesus, "It isn't me, is it?"

Later on during the meal, Jesus took the bread, blessed it, broke it, and gave it to his disciples. Jesus said, "Take and eat. This is my body."

Then Jesus took the cup and said a prayer of thanks. He said, "Take this and share it among you."

Jesus told his disciples that the bread and the cup symbolized a new covenant with God.

After they sang songs of praise, Jesus and his disciples went to the Mount of Olives together to pray.

Family Spiritual Practice

Read the story of The Last Supper together.

Wonder: What would it be like to share a meal with Jesus?

Do: Plan a special meal together. Let children help choose the menu, set the table, and prepare the food. At your special meal, take turns sharing what makes each family member special.

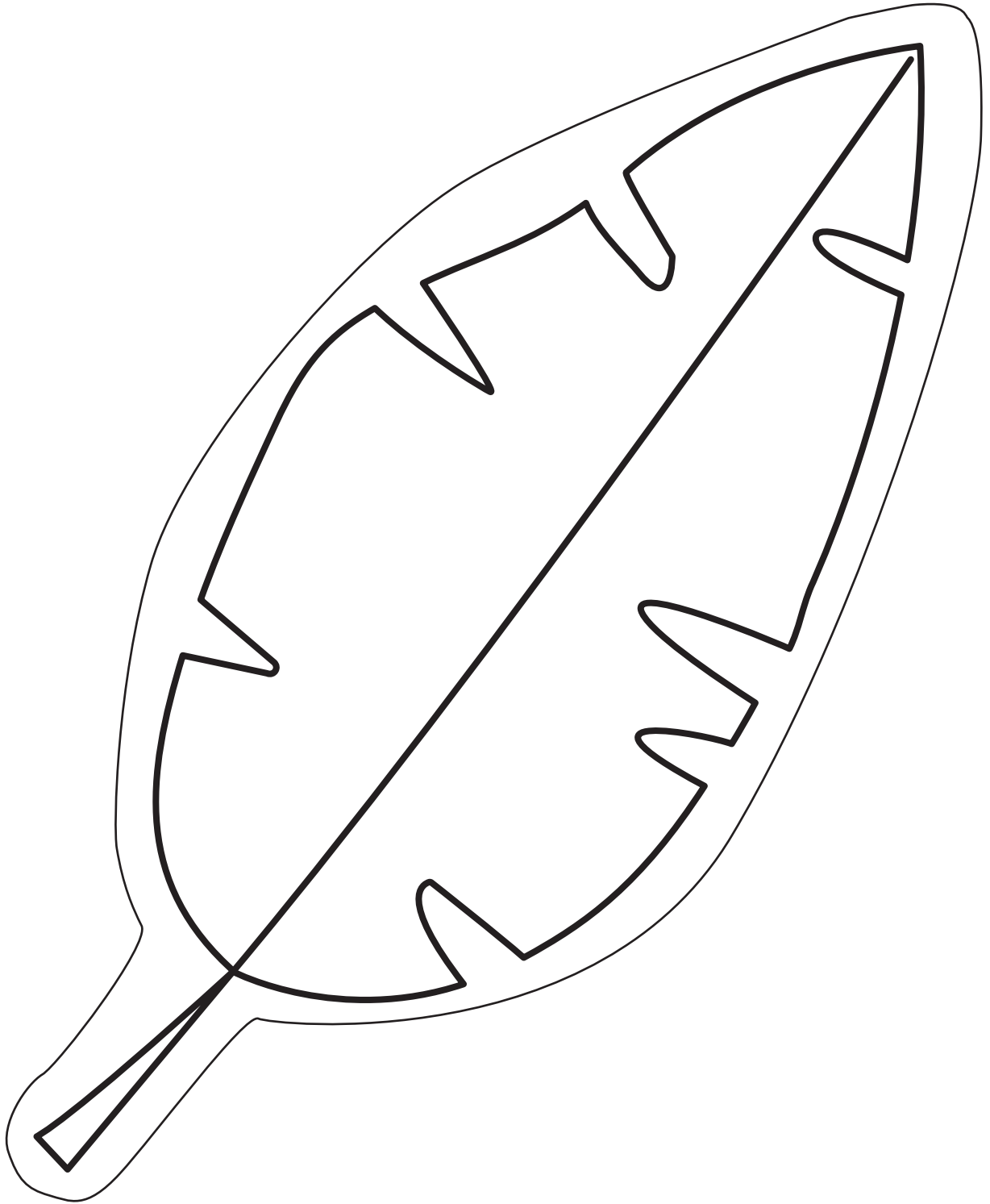
Pray: Dear God, thank you for sending Jesus. Thank you for our family and friends and the special times we spend together.



5A

Palm Branch – Craft

People waved palm branches to welcome Jesus. Color and cut out the palm branch.



5B

Palm Song – Music

Sing the song together. Color the page.

*To the tune of "The Wheels on the Bus"

I wave my palm for Jesus
for Jesus

for Jesus

I wave my palm for Jesus
He brings us good news

I shout Hosanna for Jesus
for Jesus


for Jesus

I shout Hosanna for Jesus
He forgives my sins. AMEN!

I lay down my palm for Jesus
for Jesus

for Jesus


I lay down my palm for Jesus
He shows us all God's love



5C

Welcome a King – Journaling


How would you welcome a king? What did Palm Sunday look like? On the page, draw the crowd and write about what happened.



5D

Welcome Jesus – Drawing





On Palm Sunday, the crowd in Jerusalem welcomed Jesus. Draw what Jesus looked like on Palm Sunday.



Holy Week – Bible Activity

Use your Bibles to look up the following verses. Cut out the images and match them with the correct day of Holy Week by gluing or taping them in each box. Color the page and add your own details about each story.

<p>Palm Sunday Mark 11:1-11</p>	<p>Maundy Thursday Mark 14:12-26</p>
<p>Good Friday Luke 23:13-56</p>	<p>Easter Sunday Luke 24:1-12</p>



5F

Resurrection – Faith Word Coloring Page

This month's Faith Word is *resurrection*. Resurrection is the hope for God's promise for new life in Jesus. What are other signs of new life?



Palm Sunday – Mark 11:1-11

As Jesus and his followers were approaching Jerusalem, Jesus gave two disciples a task. Jesus sent the two disciples into a village to untie the donkey and bring it back to him.

Jesus told the disciples that if anyone asked them why they were taking the donkey, to tell them Jesus needed it and would return it soon.

The disciples went and found the donkey just as Jesus had said. The disciples brought the donkey to Jesus, threw their cloaks upon the donkey's back, and Jesus sat on it.

As Jesus rode into Jerusalem, many people spread their cloaks on the road and some spread branches they had cut from the field.

All around Jesus, people were shouting "Hosanna! Blessings on the one who comes in the name of the Lord! Hosanna in the highest!"

Family Spiritual Practice

Read the story of Palm Sunday together. Every time you hear Jesus' name, wave a real or homemade palm branch.

Wonder: Why did the people welcome Jesus as a king?

Do: Make plans to observe Holy Week as a family. If your church does not offer Holy Week services, search online for Maundy Thursday and Good Friday services to attend or watch from home.


Pray: Dear God, thank you for giving us Jesus. Help us remember him and all that he did for us during Holy Week. Amen



6A

Jesus Is Alive – Art

Jesus is alive! Color the cross and flowers. You can also draw other images to represent new life in Jesus.



6B

The Empty Tomb – Puzzle


The women arrived at Jesus' tomb and found it empty! Find and circle what doesn't belong in the picture and color the page.



6C

Find Jesus – Journaling

The women did not find Jesus in the tomb, but they knew he was alive. Where can we find Jesus today? Draw or write about your ideas.



6D


The Women's Words – Writing

What did the women think or say when they saw that Jesus was no longer in the tomb? Write or draw about it.




Good News – Coloring Page

The women at the tomb ran to tell the disciples what they saw! The joy of Easter is meant to be shared! Color the page and share the good news with someone.



Easter Ritual – At-Home Activity

Complete this activity as family to help you celebrate Easter and look for hope in the year to come.



Easter – Luke 24:1-12

After Jesus had died on the cross, women went to the tomb where Jesus had been buried. They wanted to see the place where Jesus' body was; so, early in the morning they walked out to the tomb.

When the women got to the tomb, they didn't find Jesus' body. Suddenly, an angel appeared. The angel said to the women, "Don't be afraid. He isn't here because he's been raised from the dead."

The women remembered all that Jesus had taught them and hurried to tell the other disciples what they had seen and heard. The disciples did not believe the women. They thought what they told them was nonsense.

Peter decided to run back to the tomb.

When Peter arrives at the tomb, he only finds a linen cloth. He is confused and returns home with so much wonder.

Family Spiritual Practice

Read the story of Easter together.

Wonder: How would it feel to be at the empty tomb that day?

Do: Practice sharing good news by playing a game of Telephone. Share messages like "Jesus Is Alive!" or "He Is Risen." After playing the game, allow each family member to share what gives them hope this Easter.


Pray: Dear God, we rejoice that Jesus is alive! Thank you for your promises and love for us. Amen.



7A

Going to Emmaus – Puzzle


Help the disciples get to the city of Emmaus. Who did they meet along the way?



7B


On the Road – Drawing

Draw the disciples and Jesus on the road to Emmaus. What did their faces and reactions look like?



Prayer of Examen – Mindfulness


An examen prayer is a way to reflect on your life and to feel God's presence. Use the prompts to practice an examen prayer. Cut out the prayer and use it as bookmark in your Bible, or place it somewhere you can use it again.



7D

Surprise – Craft

The disciples didn't recognize Jesus when the first met him on the road. Color, cut out and wear your mask.



7E

What Do You Notice? – Scavenger Hunt

Go outside and find the items. Mark off what you find. Write other things you notice.



- ☐ Tree
- ☐ Flower
- ☐ Someone being kind
- ☐ Water
- ☐ Animal
- ☐ Love
- ☐ God
- ☐ Clouds
- ☐
- ☐
- ☐
- ☐

On the Road – At-Home Activity

When you are riding in the car, have each family member name one thing they know or love about Jesus. Keep a list. At the end of the week, read the list together as you share a meal or snack together.

Then the two disciples described what had happened along the road and how Jesus was made known to them as he broke the bread. (Luke 24:35)





Emmaus– Luke 24:13-35

Narrator 1: On the same day the women discovered the empty tomb, two disciples were traveling to a village called Emmaus. They were talking to each other about everything that had happened.

Narrator 2: While they were discussing these things, Jesus arrived and joined them on the journey. The disciples did not recognize Jesus.

Jesus: What are you talking about?

Disciple 1: Are you the only visitor to Jerusalem who is unaware of the things that have taken place over the last few days?

Jesus: What things?

Disciple 2: The things about Jesus of Nazareth. Because of his powerful deeds and words, all the people recognized him as a prophet.

Disciple 1: But our chief priests and our leaders handed him over to be sentenced to death, and they crucified him.

Disciple 2: All these things happened three days ago.

Disciple 1: But there's more: Some women from our group went to the tomb early this morning and didn't find his body.

Disciple 2: Some of those who were with us went to the tomb and found things as the women said, but they didn't see Jesus.

Narrator 1: When they came to Emmaus, the disciples invited Jesus to stay with them. While they were sharing the evening meal, Jesus took bread, blessed it, broke it, and gave it to them.

Narrator 2: At that moment, the disciples' eyes were opened, and they recognized that it was Jesus! Then—just like that—Jesus disappeared from their sight.

Disciple 1: We should have known it was Jesus!

Disciple 2: Weren't our hearts alive when he was speaking to us?

Narrator 2: The two disciples returned to Jerusalem and told the other disciples what had happened.



Family Spiritual Practice

Act out the story of Emmaus together by reading the script.


Wonder: Where do you see Jesus today? Is it sometimes hard to see Jesus?

Pray: Dear God, thank you for showing up in our lives in unexpected ways. Help us to always look for you. Amen.

8A

What Do I See? – Drawing

Color a surprised face on the page.



An Unbelievable Story – Writing

Using clues below the lines to complete the story to learn about an unbelievable experience Jesus created for his disciples after his death.

On _____ at _____ the disciples were
(day of the week) (time)

_____ closed doors because they were
(preposition)

very _____ of Jewish authorities. Jesus _____
(emotion) (verb)

and _____ with the disciples. He said, _____.
(verb) (greeting)

Then, Jesus showed the disciples his _____.
(thing)

When the disciples saw Jesus, they were filled

with _____. Jesus said again, _____. "God
(emotion) (greeting)

sent me to you and I want you to _____ God's
(verb)

_____." Then he _____ on them and said,
(emotion) (action)

"You have been given _____.
(noun)

Forgive sins and be forgiven."



8C

Doubt – Bible Activity

What does doubt mean? Look up other stories and verses in the Bible about doubt and recap what happened. Write any other questions you have about faith.



Matthew
14:22-31

Luke
1:5-19




Mark
9:14-25

8D

Believe – Coloring Page

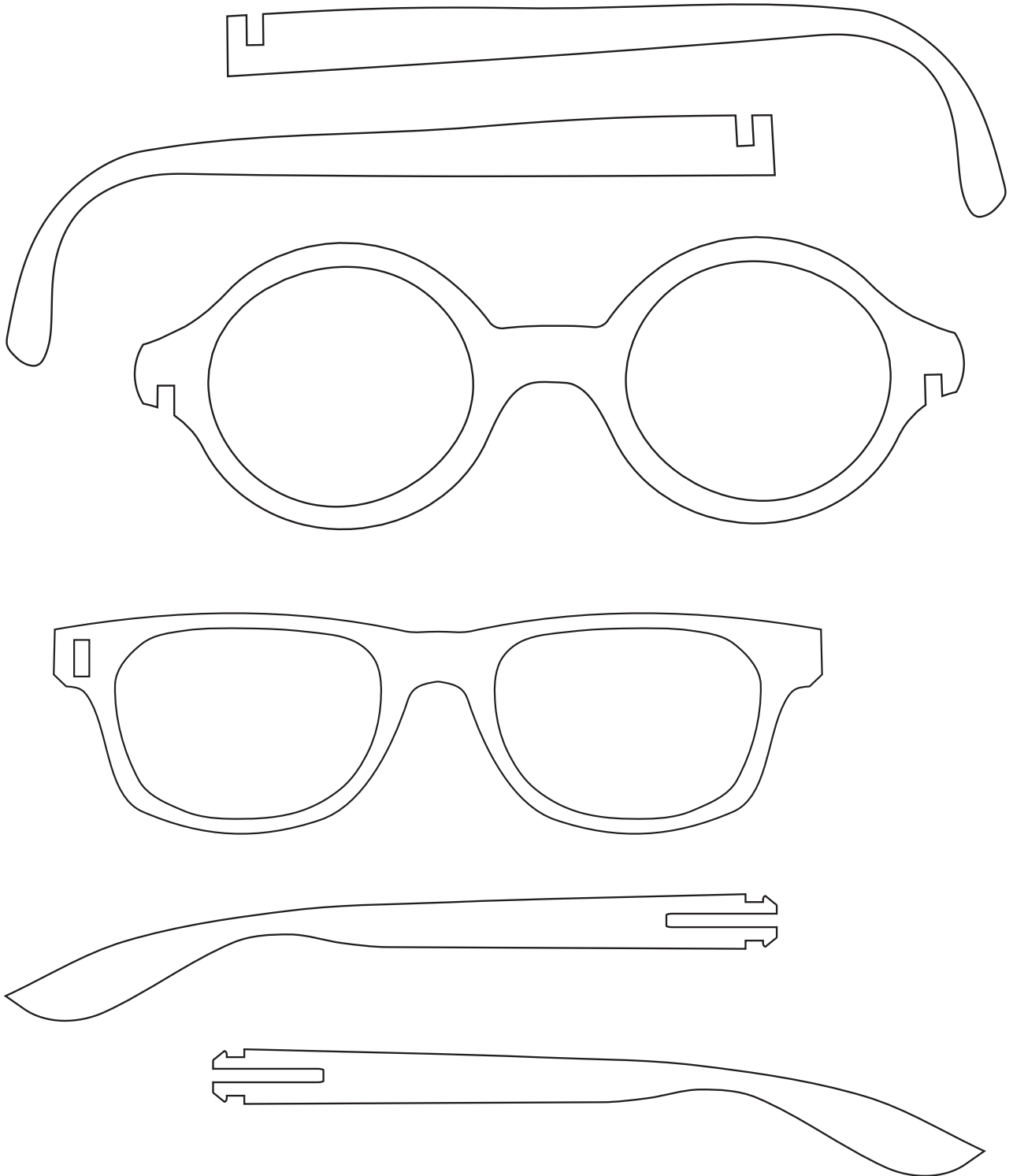
Jesus helped Thomas believe. Color the page to remember the story.



8E

Believe and See – Craft

Color and cut out the glasses. Wear the glasses when you read and tell the Bible story.



I Believe – At-Home Activity

Talk about what you believe as a family. Share your ideas below.

I believe family is...

I believe I am...

I believe friends are...

I believe God loves...

I believe everyone can...



Thomas – John 20:19-31

After his resurrection, Jesus appeared to his disciples.

But one of the disciples, named Thomas, wasn't with the other disciples when they first saw Jesus.

The disciples told Thomas, "We have seen the Lord!" Thomas wasn't sure if he believed him. After all, Thomas had seen Jesus die.

Thomas said, "Unless I see Jesus and touch him, I won't believe."

Eight days later the disciples, including Thomas, were together in a locked room.

Jesus appeared among them and said, "Peace be with you."

Then Jesus said to Thomas, "Here I am. Believe!" Thomas knew it was Jesus and he said, "My Lord and my God!"

Jesus said, "You have seen me, and you believe. In the future many will not be able to see me, but they will still believe."

These things are written about in the Bible so that you will believe that Jesus is the Christ, God's Son.

Family Spiritual Practice

Read the story of Thomas together. Every time you hear Thomas, place your hand about your eyes like you are searching.

Wonder: Is believing easy or hard? What is easy to believe in? What is hard to believe in?


Do: Think about how you can share Jesus with your friends, family and community. Brainstorm ideas and choose one idea to do together.

Pray: Dear God, help us believe what we see, and help us believe without seeing. Amen.




Emotions – Coloring Page

We all have different emotions. Can you tell what each child is feeling? Color the faces.



Jesus Ascends – Art


After Jesus rose from the dead, he ascended into heaven. Draw the people in the Bible story and color the page.



Remembered – Journaling

What is Jesus remembered for? What do you want to be remembered for?
Draw or write about it.

I want to be remembered by...



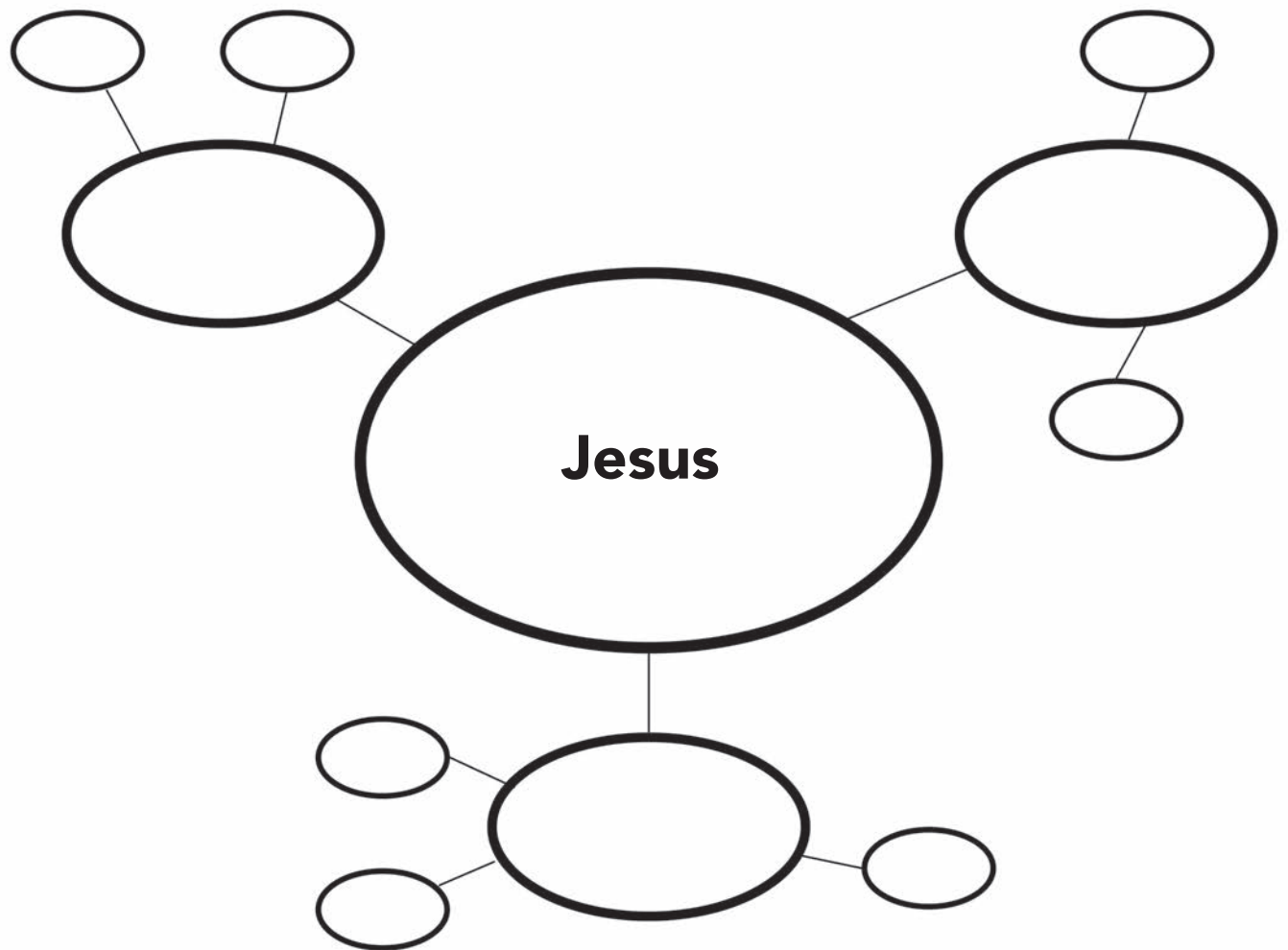
Ascension – Coloring Page

Color the page to help you remember the Bible story. Draw what you think it looked like when Jesus ascended into heaven.



What's Next? – Storytelling

Use the story map to share what you have been learning about Jesus after the Resurrection. What has happened? What have you learned? Who have you met in these Bible stories? Write or draw about it.



We Remember – At-Home Activity

What reminds you of Jesus? Color the page and as a family talk about how special Jesus is and what Jesus teaches.

JESUS



Ascension – Luke 24:50-53

Jesus led his followers out of the city.
(March in place.)

He stopped, raised his hands, and blessed
all the people. (Lift your hands to the sky.)

After the blessing Jesus left and went to be
with God. (Open and close your eyes.)

The people knew they would miss Jesus
(Pretend to cry.), but they continued to
worship and praise him. (Shout, "Jesus
loves me!")

Family Spiritual Practice

Read the story of Ascension
together, acting out the motions.
Repeat as desired.

Wonder: What do you want to
remember about Jesus? How can
you continue to praise Jesus?

Do: Some stories in the Bible, like
the Ascension, make us wonder
or ask questions. As a family,
make a list of things you've always
wondered about in the Bible.

Pray: Dear God, thank you for
always being with us and showing
us great and wonderful things.
Thank you for Jesus, who is always
with us. Amen.



10A

Peter – Coloring Page

Peter was a disciple of Jesus. Peter was a fisherman and Jesus called Peter to follow him. Color the picture of Peter.



Who Is Peter? – Coloring Page

Peter was a disciple of Jesus and there are many stories about his ministry. Look up the Bible verses and read the stories. Color the pictures to help you remember the stories of Peter.



Matthew 4:18-22



Matthew 14:22-33



Matthew 16:13-20



Luke 24:1-12

Types of Ministry – Activity

There are many ways you can be like Jesus and share God's love. Read about ministries in the church. Then write or draw ways you can be in ministry.



Pastor - A pastor is ordained in the church. The pastor gives the sermons, takes care of the church and the church family, and follows God's direction on her or his life.

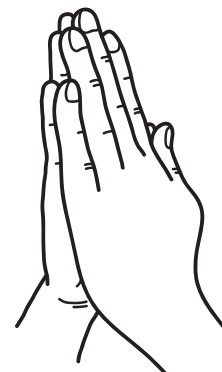




Children's Minister – A children's minister is called by God to help children learn about their faith. This person loves children, shares God's word, and is an important part of the church.

Mission Leader – A mission leader goes out into the community to share God's love; some travel all over the world. Sometimes mission leaders travel, do important projects, and make relationships to build faithful disciples of Jesus Christ.

Music Minister – A music minister loves music and uses this talent to spread God's love through praise and worship. This person helps with the church choirs, plays instruments, and guides the worship service.

Other Ministries – Flower Ministry, Arts and Drama Ministry, Prayer Ministry, Transportation Ministry, Prison Ministry, Congregational Care Ministry


What are your ideas?



10D


Faith Find – Puzzle

What do you remember about Peter? Find all the words in the puzzle.



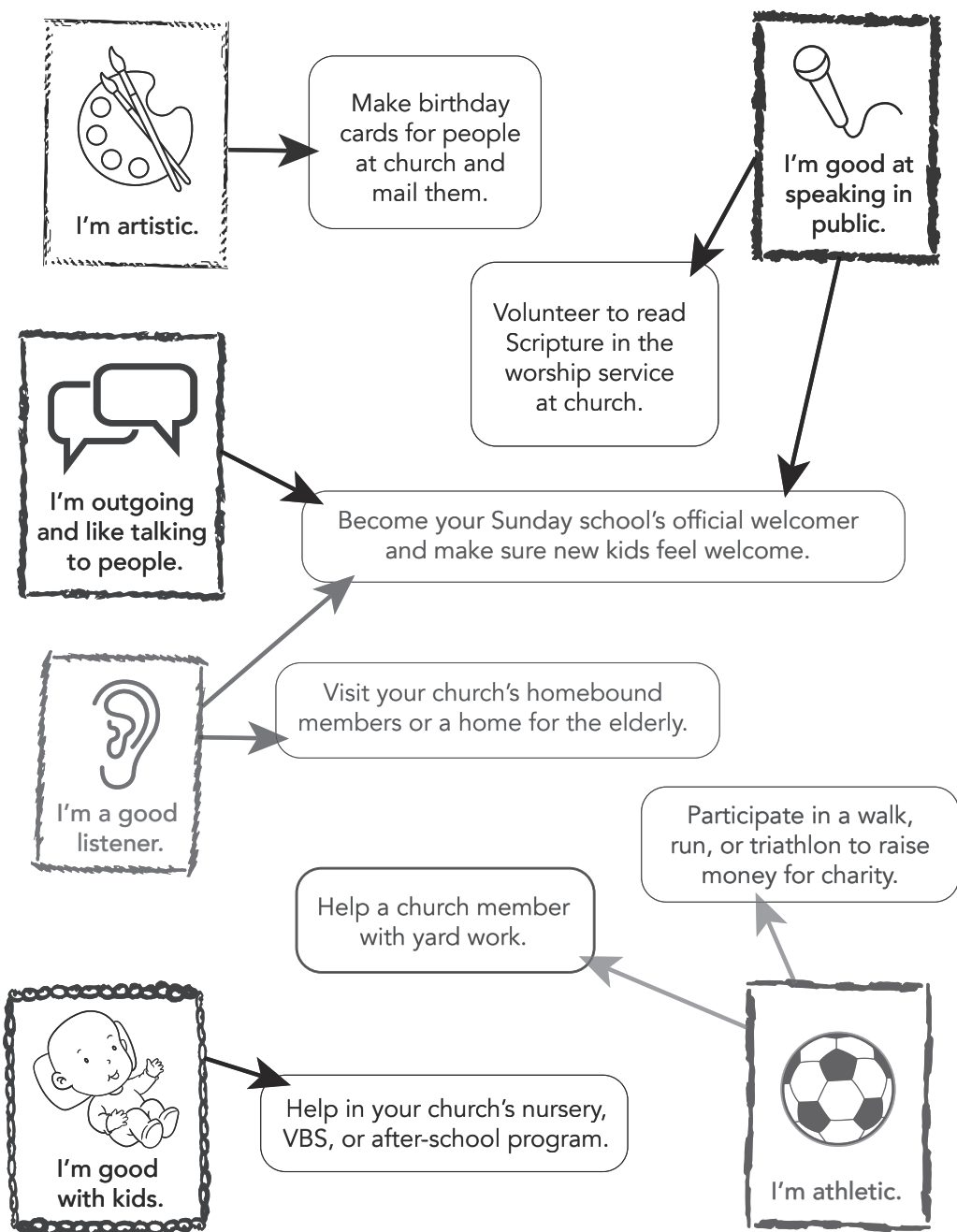
U	S	E	R	V	E	M	C	K	E	I	F
C	H	U	R	C	H	I	U	B	S	C	F
Y	D	E	N	L	U	N	R	H	P	H	Q
P	E	T	E	R	L	I	S	T	E	N	U
P	N	N	S	O	U	S	D	C	S	M	C
D	U	X	F	A	I	T	H	L	Y	R	Z
L	O	V	E	C	H	R	I	S	T	Y	M
I	E	V	M	X	F	Y	Q	S	F	R	M
R	H	E	L	P	Y	E	K	Y	M	A	C
J	A	O	H	U	M	Q	O	V	G	M	A
F	A	H	E	A	V	E	N	P	F	C	L
W	Y	M	Q	B	U	J	E	S	U	S	L

CALL	CHRIST	CHURCH
FAITH	HEAVEN	HELP
JESUS	LISTEN	LOVE
MINISTRY	PETER	SERVE



Spiritual Gifts – Activity

God has given us all gifts for ministry. Take the spiritual gifts quiz to find out what your gifts might be! You will have more than one gift!

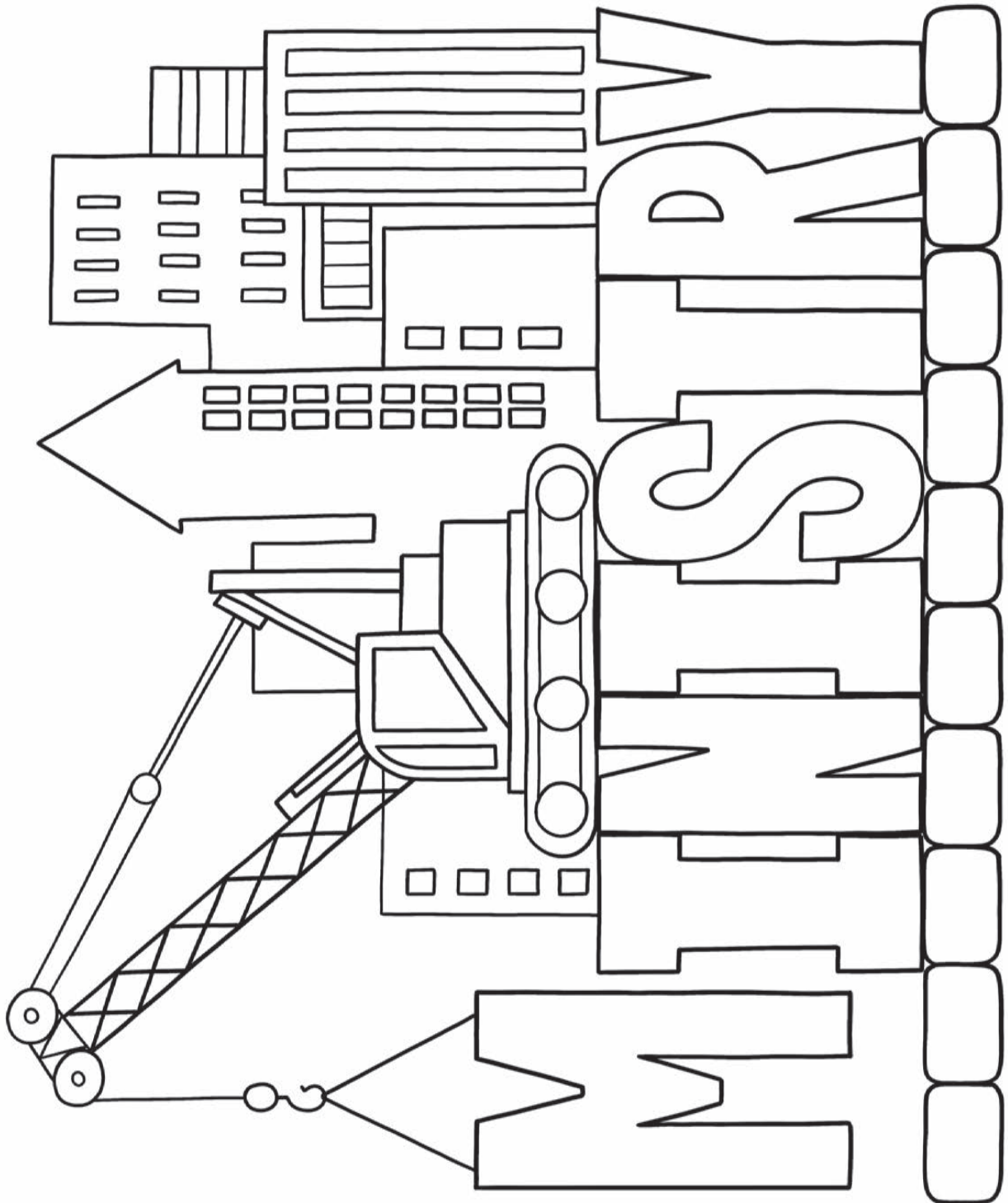


How will you use your gifts and talents to honor God?

10F

Ministry – Faith Word Coloring Page

The Faith Word for this month is *ministry*. To be in ministry is to answer God's call and serve the world. Color the page and think about how God might be calling you to serve.



Peter – Matthew 16:13-20

Jesus and his disciples came to place called Caesarea Philippi. In this place, there were many different places to worship other gods that weren't real.

The disciples were confused. Why had Jesus brought them to this place?

Jesus asked, "Who do people say is the Son of God? Elijah? Jonah? Jeremiah? Another prophet?"

Peter answers, "You are Christ. You are God's Son."

Jesus was happy with this answer. Jesus replied, "Yes, I am the Son of God."

Then, Peter was blessed by Jesus. Jesus said, "You will be the leader of the church! You will teach others about me and carry on our mission of sharing God's love."

Then Jesus told the disciples not to tell any one that he was the Son of God. He was not ready for everyone to know.

Family Spiritual Practice

Read the story of Peter together. Jesus referred to Peter as a rock. Every time you hear Peter's name, make a rock with your fist.

Wonder: What do you know about Peter? How was Peter in ministry?

Do: Find rocks outside that your can decorate. Use permanent markers, paint pens, or paint to decorate your rocks with messages of God's love. Place them somewhere to share your message with others.

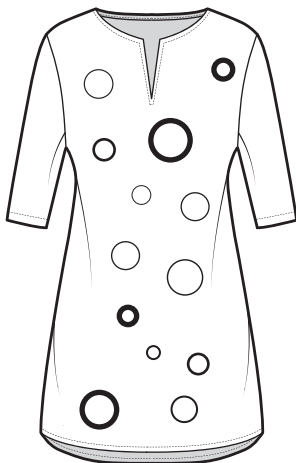
Pray: Dear God, thank you showing us how to share your love with others. Amen.



11A

Match the Tunics – Activity

Tabitha made clothes to help her community. Find and color the matching tunics.



11B

Community Counts – Art


Design a shirt that represents your faith community. Draw a slogan or images that show the types of ministry your community is involved in. Be creative!



11C

Peter and Tabitha – Puzzle

Tabitha's friends asked Peter to come heal Tabitha. Solve the puzzle to find out what happened.



A=1 B=2 C=3 D=4 E=5 F=6 G=7 H=8 I=9 J=10
 K=11 L=12 M=13 N=14 O=15 P=16 Q=17 R=18
 S=19 T=20 U=21 V=22 W=23 X=24 Y=25 Z=26

$$\begin{array}{r} \hline 15+5= \end{array} \quad \begin{array}{r} \hline 49-48= \end{array} \quad \begin{array}{r} \hline 10-8= \end{array} \quad \begin{array}{r} \hline 3 \times 3= \end{array} \quad \begin{array}{r} \hline 10+10= \end{array} \quad \begin{array}{r} \hline 4 \times 2= \end{array} \quad \begin{array}{r} \hline 16-15= \end{array}$$


$$\begin{array}{r} \hline 4+3= \end{array} \quad \begin{array}{r} \hline 28-23= \end{array} \quad \begin{array}{r} \hline 5 \times 4= \end{array}$$

$$\begin{array}{r} \hline 3 \times 7= \end{array} \quad \begin{array}{r} \hline 8+8= \end{array}$$

11D

Will Peter Get There? – Puzzle

Solve the maze to help Peter get to Tabitha. Color the page.



11E

A Heart for Serving – Craft

Peter helped Tabitha because he had a heart for serving God and taking care of others. What do you have a heart for? On the heart, write or draw how you like to serve. Color and cut out your heart and attach string or yarn.



Counting Prayer – At-Home Activity

Prayer helps us listen for God's voice and learn how God is calling us to serve. Say this prayer with your family this week.

Use your fingers to help you count and pray:

I pray for **one** thing
that hurts



I pray for **two** fears.



I pray for **three** things
that make me happy.



I pray for **four** people.



I say **amen**.



Peter and Tabitha – Acts 9:36-43

A disciple named Tabitha had become very ill and she had died. Hearing that Peter was nearby, the believers sent two men to get him to help.

“Peter! Please come with us right away!” We need your help! Please hurry!”

Peter went with the men. When he got there, he was taken to an upstairs room. There were several widows in the room, crying over Tabitha. They showed Peter the clothing Tabitha had made for them and spoke of all the kind things she had done.

Peter sent everyone out of the room, and then he knelt down and prayed. Then Peter said, “Tabitha, get up!”

Tabitha opened her eyes, saw Peter, and sat up. Peter helped her sit up. Peter then called the people, including the widows, and presented Tabitha to them alive.

The news of Tabitha’s healing spread quickly and more people believed in God.

Family Spiritual Practice

Read the story of Peter and Tabitha together.

Wonder: What questions do you have about this Bible story? Why is this story important?

Do: Gather clothing in your house that can be donated and take it to those in need. Consider including special notes that share God's love.

Pray: Dear God, thank you for calling people like Peter and Tabitha to show others your love. Help us to show your love, too. Amen.



12A

Peter's Story – Craft





Color, cut out and assemble the Bible story figures to help you retell the story.



Praying for Friends – Journaling

Draw or write what you want to pray for—at home, for a friend or family member, at school, at church, and for the world.


I can pray for...



Ministry Matters – Service Activity

Roll the dice. Perform the number you roll.

1. Help a friend.	2. Read to a younger child.	3. Tell someone Jesus loves them.	4. Say hi to someone new.
5. Draw a picture for someone.	6. Share your favorite Bible verse.	7. Serve in worship.	8. Help with cleanup after events.
9. Share a smile.	10. Write a positive note.	11. Share kind words.	12. Give high fives.



Power Prayer – Body Prayer


Peter prayed in prison. We can pray to God in many different ways, times and places. Use the body prayer to help you remember God is always with you.



Stretch out your arms
straight ahead—Out goes
God's love.



Lift your arms in the air—
Up goes God's spirit.



Slowly move arms down to
your side—Down comes
the light of Christ.



Amen.



A Great Surprise – Drama

Assign parts and act out the Bible story.

Friend 1: What a night it has been! Peter has been in prison.

Friend 3: King Herod has been arresting Christians. He had Peter arrested and is going to put him on trial!

Friend 2: We weren't sure what to do to help Peter, but we knew if he were here, he would tell us to pray.

Peter: I knew you were praying for me while I was in prison. I was praying too.

Friend 1: A lot of us in the church gathered at Mary's house. We prayed fervently to God for Peter.

Friend 2: That means we prayed hard!

Friend 3: Even though we were praying for Peter, we really didn't expect him to escape from prison. We didn't think that was possible. Four squads of soldiers were guarding him!

Peter: It's true. I was chained in my cell and soldiers were guarding me. While I was sleeping I felt a tap on my side. I woke up to see an angel in the cell with me. He told me to get up and the chains fell off of my wrists.

Friend 1: What happened next?

Peter: The angel told me to get dressed and follow him. He led me out of the prison past the guards. When we came to the iron gate, it opened all by itself. We went outside and the angel led me along a lane and then suddenly he disappeared. That's when I realized I wasn't just dreaming. I really was free!

Friend 2: Is that when you came to Mary's house and knocked at the gate?

Peter: Yes, I knocked, and Rhoda came out to see who was knocking.

Rhoda: I was so excited to hear your voice, Peter! I couldn't believe it was really you! I immediately ran inside to tell the others.

Peter: It would have been nice if you had opened the gate first.

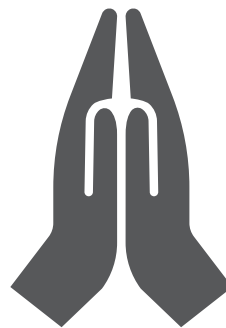
Rhoda: I'm so sorry I left you standing there – I was just so surprised! We had been praying for you, but we really thought you were still in prison. And then it took me so long to convince the others that it was really you.

Friend 3: It's true—we told her she was out of her mind!

Peter: I had to keep knocking for a long time to get you to come back and open the gate.

Friend 2: It's amazing to see you, Peter.

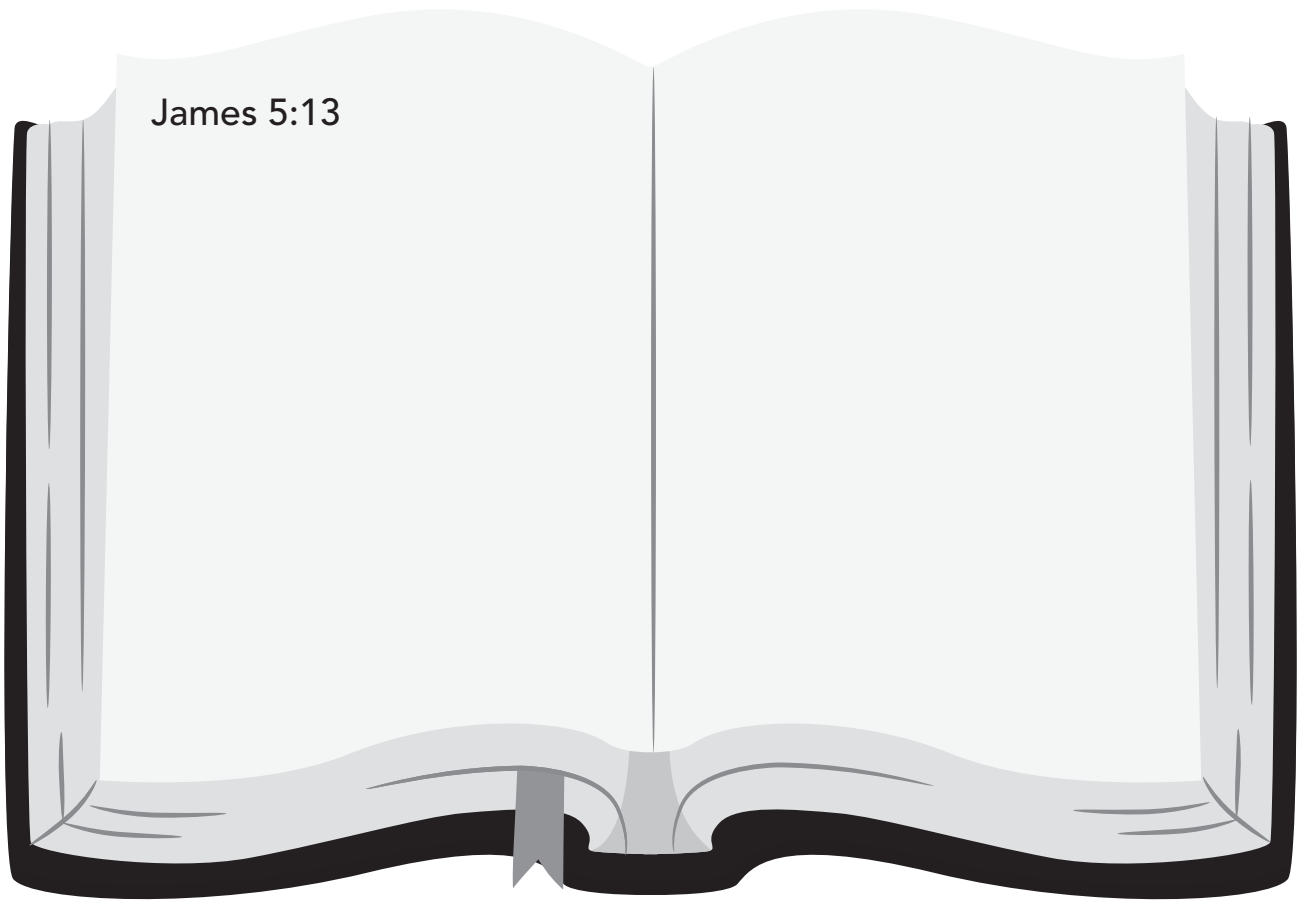
Friend 1: Yes, God answered our prayers for you in a way that surprised us.



12F

Prayer in the Bible – At-Home Activity

Who in your family can find the most Bible verses about prayer? Write all the Bible verses or stories you find about praying.



Peter in Prison – Acts 12:1-17

Peter was a disciple of Jesus, and he did many things in Jesus' name. But being in ministry wasn't always easy for Peter.

There was another King Herod who did not like the disciples spreading the good news about Jesus. King Herod ordered his soldiers to put people in jail for telling people about Jesus. Peter was one of those people!

While Peter was in jail, other believers prayed for him nonstop.

One night while Peter was sleeping, an angel appeared in his cell. "Quick! Get up!" said the angel. "Get dressed quickly and put on your sandals." Peter immediately did what the angel asked him to do.

"Follow me!" said the angel. So Peter followed the angel outside of the cell, past the soldiers, and all the way outside the city gate. He was free! As Peter was walking, the angel disappeared.

Peter knew that he needed to get somewhere safe, so he went to his friend Mary's house.

When Peter knocked on the door, a servant girl named Rhoda answered. Rhoda recognized Peter and was so happy to see him. She ran to tell the others, but they didn't believe her! They couldn't believe that Peter had escaped prison!

Finally, they went to let Peter in and were so amazed to see him. Peter told everyone to keep quiet. Peter told his friends how God's angel had helped him escape.

Family Spiritual Practice

Turn out the lights and huddle somewhere close together to read Peter in Prison. Imagine that you are in a place that is not easy to be in.

Wonder: How did Peter feel in prison? How did Peter feel once he escaped?

Do: Write encourage letters to those who are in prison. Share God's hope and love.


Pray: Dear God, thank you for being with us always. Help us share your love with others. Amen.



13A

Flame Headband – Craft

Today is Pentecost! Color, cut out, and assemble the headband to remind you of the Bible story.



13B

Wind and Fire – Journaling

What was it like the day the disciples experienced the Holy Spirit? What did the fire look like? What did the wind look like? Draw your ideas and color the page.



13C

Many Languages – Activity

How do you say “*spirit*” in different languages? Match the different spellings of the word “*spirit*” by guessing the language each word comes from.

English

yeonghon

Portuguese

'uhane

Dutch

ruh

Zulu

esprit

French

spirit

Arabic


geest

Hawaiian

umoya

Korean

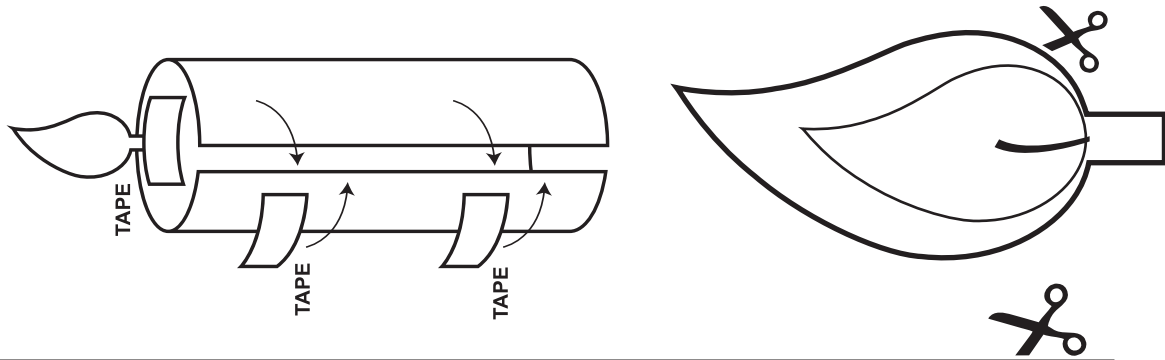
espírito



13D

A Holy Flame – Craft

Cut out, color, and assemble the candle.



This is nothing other than the ministry I received from the Lord Jesus:
to testify about the good news of God's grace. — Acts 20:24


13E

Words in the Wind – Puzzle

Find the words from the Bible story.



B	S	W	N	T	M	F	L	A	M	E	O
A	Z	S	S	S	K	J	J	U	A	Y	Z
U	L	Q	J	P	P	I	N	H	Y	P	W
G	A	U	D	I	S	C	I	P	L	E	S
V	N	R	K	R	C	S	R	W	I	N	D
F	G	K	F	I	M	I	Q	L	F	T	F
D	U	G	G	T	R	U	B	M	M	E	H
C	A	Y	W	X	G	P	D	W	G	C	O
L	G	Q	Z	H	B	Z	O	F	X	O	U
K	E	M	F	Z	T	X	H	G	Z	S	S
C	S	L	P	R	E	A	C	H	Q	T	E
C	X	N	F	I	P	J	N	S	F	Y	K
DISCIPLES				FLAME				HOUSE			
LANGUAGES				PENTECOST				PREACH			
SPIRIT				WIND							



13F

Happy Birthday Church – At-Home Activity

Read the story of Pentecost, Acts 2:1-41. Color the picture and talk about how you celebrate birthdays in your family. Sing the song together.

HAPPY BIRTHDAY CHURCH!

Sing:

**To the tune of "Happy Birthday"*

Happy birthday to the church

Today we celebrate its birth

Happy birthday to God's family

Happy birthday to the church.



Pentecost – Acts 2:1-41

The disciples were waiting in a house. Suddenly, a sound like wind filled the entire house.

The disciples looked around and saw little flames of fire on each of them!

It was the Holy Spirit—God's spirit that would be with them always.

The disciples began to speak in other languages. They were all so surprised. Some of them asked each other, "What does this mean?"

People outside the house heard the commotion. "What is happening?" the people wondered. Peter stood up to speak to the people.

"God has sent the Holy Spirit to us," said Peter. "That is what you have heard."

The people listened to Peter as he continued to tell them about Jesus. Peter helped the people to believe in Jesus and told them to be baptized.

"The Holy Spirit will be given to you!" Peter told the people. The people believed and were baptized.


Family Spiritual Practice

Read the story of Pentecost together.

Wonder: Why did God send the Holy Spirit? Have you ever felt the Holy Spirit?

Do: Invite everyone in your family to share about a time when they felt the Holy Spirit.

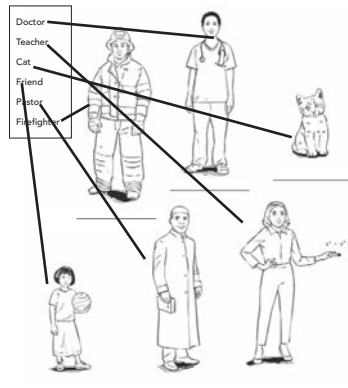
Pray: Dear God, thank you for sending the Holy Spirit to help us and guide us. Amen.



Answer Key

1D Neighbor – Activity

Who is a good neighbor? Match the name of the community member with the correct picture. Do you know someone who is a good neighbor? Color the page.



Session 1 Spring 2023
Art: Ralph Votaw/Unsplash Online LLC
www.cokesburykids.com
Celebrate Wonder All Ages © 2022 Abingdon Press

3D The Seeds – Activity

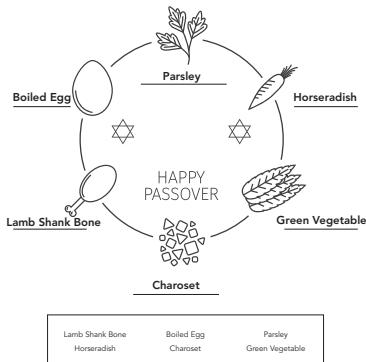
What might grow on a path, in good soil, from thorns, or under rocks? Color the page. Cut out the images at the top of the page and match them with the correct soil.



Session 3 Spring 2023
Art: Mary Grace Corbett/Unsplash Online LLC
www.cokesburykids.com
Celebrate Wonder All Ages © 2022 Abingdon Press

4C Passover – Activity

Passover is a Jewish tradition that is celebrated every spring. At the beginning of Passover, Jewish families share a special meal called the Seder. Jesus was celebrating this special meal at the Last Supper. Below are some things you would see at a Seder. Can you guess the foods?



Session 4 Spring 2023
Art: Shutterstock
www.cokesburykids.com
Celebrate Wonder All Ages © 2022 Abingdon Press

4E Lent Meals – Puzzle


The meal Jesus shared with his disciples is called the Last Supper. Find and circle the differences between the two pictures of the Last Supper.



Session 4 Spring 2023
Art: Tessa Kasper/Unsplash Online LLC
www.cokesburykids.com
Celebrate Wonder All Ages © 2022 Abingdon Press

5E Holy Week – Bible Activity

Use your Bibles to look up the following verses. Cut out the images and match them with the correct day of Holy Week by gluing or taping them in each box. Color the page and add your own details about each story.



Session 5 Spring 2023
Art: Shutterstock
www.cokesburykids.com
Celebrate Wonder All Ages © 2022 Abingdon Press

6B Empty Tomb – Puzzle


Three women arrived at Jesus' tomb and found it empty! Find and circle what doesn't belong in the picture and color the page.



Session 6 Spring 2023
Art: Tessa Kasper/Unsplash Online LLC
www.cokesburykids.com
Celebrate Wonder All Ages © 2022 Abingdon Press

7A Going to Emmaus – Puzzle

Two of the disciples get to the city of Emmaus. Who did they meet along the way?




Session 7 Spring 2023
Art: Mark Collier/Unsplash Online LLC
www.cokesburykids.com
Celebrate Wonder All Ages © 2022 Abingdon Press

Spring 2023

Answer Key

10D Find – Puzzle

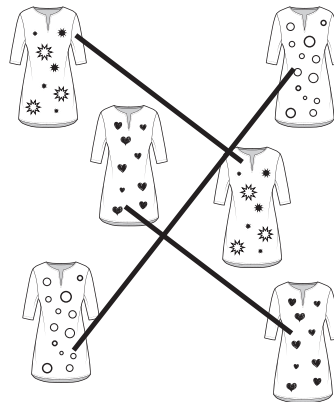
Find all the words in the puzzle.



Session 10 Spring 2023
Art: TheTeacherCorner/Wood Search Maker
www.cokesburykids.com
Celebrate Wonder All Ages © 2022 Abingdon Press

11A Match the Tunics – Activity

Tabitha made clothes to help her community. Find and color the matching tunics.



Session 11 Spring 2023
Art: Shutterstock
www.cokesburykids.com
Celebrate Wonder All Ages © 2022 Abingdon Press

11C and Tabitha – Puzzle

Tabitha's friends asked Peter to come heal Tabitha. Solve the puzzle to find out what happened.




A=1 B=2 C=3 D=4 E=5 F=6 G=7 H=8 I=9 J=10
K=11 L=12 M=13 N=14 O=15 P=16 Q=17 R=18
S=19 T=20 U=21 V=22 W=23 X=24 Y=25 Z=26
 $\frac{20}{15+5} = \frac{1}{4+3}$ $\frac{2}{49-48} = \frac{9}{10-8}$ $\frac{20}{10+10} = \frac{8}{4 \times 2}$ $\frac{1}{16-15} = \frac{21}{3 \times 7}$ $\frac{16}{8+8} = \frac{20}{5 \times 4}$

Session 11 Spring 2023
Art: Mark Callahan/Good and Beautiful LLC
www.cokesburykids.com
Celebrate Wonder All Ages © 2022 Abingdon Press

11D Peter Get There? – Puzzle

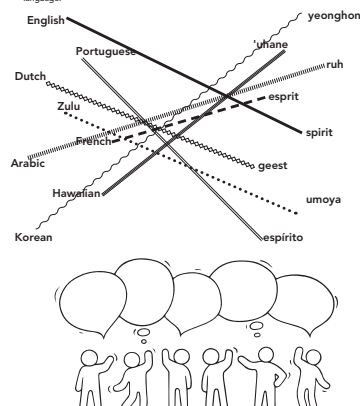
Solve the maze to help Peter get to Tabitha. Color the page.



Session 11 Spring 2023
Art: Mark Callahan/Good and Beautiful LLC
www.cokesburykids.com
Celebrate Wonder All Ages © 2022 Abingdon Press

13C Languages – Activity


How do you say the word "spirit" in different languages? Match the word to the correct language.



Session 13 Spring 2023
Art: Shutterstock
www.cokesburykids.com
Celebrate Wonder All Ages © 2022 Abingdon Press


13E Words in the Wind – Puzzle

Find the words from the Bible story.




Session 13 Spring 2023
Art: TheTeacherCorner/Wood Search Maker
www.cokesburykids.com
Celebrate Wonder All Ages © 2022 Abingdon Press

Session 11 – Shirt Template



150 Ways to Engage Children in the Bible



Encourage your child's curiosity as they explore God's Word in the illustrated *Celebrate Wonder Bible Storybook* written by Brittany Sky. The 150 colorfully illustrated stories will engage children through simple storytelling and open-ended questions and activities.

The stories encourage children to wonder about each Bible story and make connections between the Bible and their lives.

Together, children and adults can read and explore the stories of Jesus, Joseph and his brothers, Peter and Paul, Deborah and Jonah, and so many other familiar and formational stories in the *Celebrate Wonder Bible Storybook*. Recommended for ages 3 to 7 years.

Learn more at CokesburyKids.com

800-672-1789 | Cokesbury.com

Cokesbury



If you have questions or comments,
call toll free: **800-672-1789**.
Or email customerhelp@cokebury.com.



Vol. 3 • No. 3 • SPRING 2023

EDITORIAL / DESIGN TEAM

Erin Floyd Writer
Selena Cunningham Editor
Megan Teegarden Editor
Pamela Crosby Production Editor
Matt Allison Production & Design Manager

ADMINISTRATIVE TEAM

Rev. Brian K. Milford President and Publisher
Marjorie M. Pon Associate Publisher and Editor,
Church School Publications

CELEBRATE WONDER ALL AGES, Reproducible Kids' Book: Published quarterly by Abingdon Press, 810 12th Avenue South, Nashville TN 37203. This Reproducible Kids' Book is part of the Celebrate Wonder All Ages Resource Kit that includes a Leader Guide, Resource Pack, DVD and CD-ROM. Copyright © 2022 Abingdon Press. All rights reserved. Printed in the United States of America.

Permission is granted for original purchaser to reproduce activity sheets 1A–13G for use in the current Sunday school setting. Copyright notice must be included on reproductions.

Scripture quotations are taken from the Common English Bible, copyright 2011. Used by permission. All rights reserved.

To order copies of this publication, call toll free: 800-672-1789. You may fax your order to 800-445-8189. Or order online at www.cokesburykids.com. Use your Cokesbury account, Visa, Discover, or Mastercard.

200000619

 Abingdon Press®

www.cokesburykids.com

Celebrate Wonder All Ages

Includes One Room Sunday School®

CELEBRATE WONDER ALL AGES is flexible Christian faith formation for children and their families. Working with children's ministry leaders from all over the US, we revised our resources to make it easier for you to adapt them to your specific setting.

Whether you are relaunching in-person ministry with children and their families, gathering in a one-room Sunday school, or doing ministry virtually, this is for you.

Preschool, elementary, all ages, and intergenerational activities are all included.

No matter what your ministry needs are, CELEBRATE WONDER ALL AGES makes it easy for you to share God's love with the children in your midst.



RELIGION/Christian Education/Children & Youth

ISBN-13: 978-1-7910-2647-9

